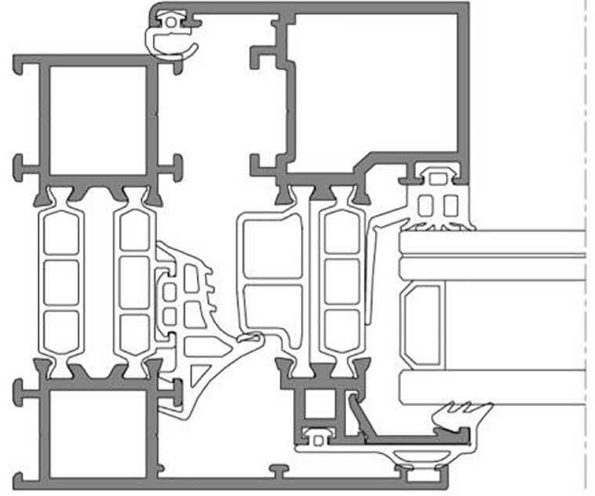




HVT77



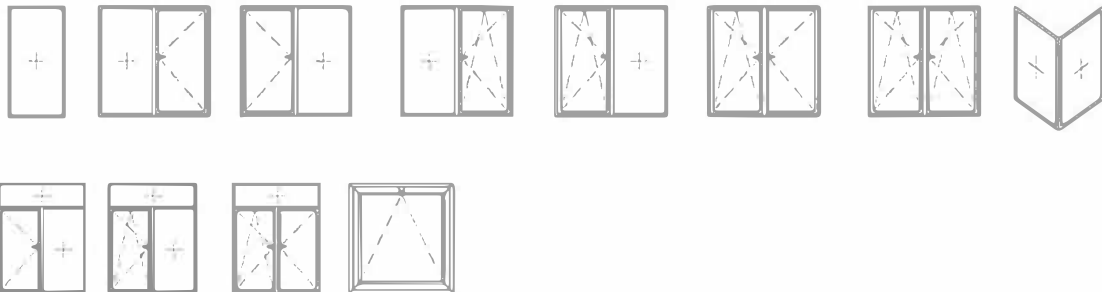
TEKNİK ÖZELLİKLER / TECHNICAL PROPERTIES

KASA DERİNLİĞİ / FRAME DEPTH	77 mm
KANAT DERİNLİĞİ / SASH DEPTH	78,5 mm
ET KALINLIĞI / WALL THICKNESS	2 mm - 3 mm
CAM KALINLIĞI / GLASS THICKNESS	24 - 36 mm
ISI BARIYER / THERMAL BREAK	34 mm
AKS BİNİ / 13 Axis (18)	13 Aks - 18 Bini

PERFORMANS DEĞERİ / PERFORMANCE VALUES

EN 12152 Hava Geçirgenliği / Air Permeability	Class 4 - 600 Pa
EN 12154 Su Sızdırmazlığı / Water Tightness	Class 9A - 600 Pa
TS EN 13830 Rüzgar Yüküne Dayanım / Wind Resistance	Class C4 - 1800 Pa
Minimum Termal Isı Yalıtımı / Thermal Insulation Value (Uf)	Uf: 1,8-2,1 W/(m².K)

UYGULAMA SEÇENEKLERİ / APPLICATION OPTIONS





AVRASYA CEPHE-DOĞRAMA TEST VE TEKNOLOJİ MERKEZİ A.Ş.

Cumhuriyet Mahallesi 1. Cadde 1. Sokak No:1 81600
II. OSB Beyköy – DÜZCE/TÜRKİYE



Test
TS EN ISO/IEC 17025
AB-0926-T

Deney Raporu Test Report

AB-0926-T

21-004-PR02

05.2021

Sayfa (Page): 1 / 23

Müşterinin adı/adresi

Customer name/address

İstek Numarası

Order No.

Numunenin adı ve tarifi

Name and identity of test item

Numunenin kabul tarihi

The date of receipt of test item

Açıklamalar

Remarks

Akpa Alüminyum San. ve Tic. A.Ş.

Hürriyet Mah. Dr. Cemil Bengü Cad. No:6 Kağıthane / İstanbul

21-004-PR02

AKPA – HVT 77 Sistem / Çift kanat ve 2 sabit ışıklık içeren pencere

AKPA – HVT 77 System / Window including double casements and 2 fixed light

13.04.2021

EN 1026, EN 1027, EN 12211 deney metotları kullanılmıştır.

EN 1026, EN 1027, EN 12211 testing methods were performed.

EN 12207 - Hava Geçirgenliği

Sınıf 4

EN 12207 - Air Permeability

Class 4

EN 12208 - Su Sızdırmazlık

Sınıf 9A

EN 12208 - Watertightness

Class 9A

EN 12210 - Rüzgar Yüklerine Dayanım

Sınıf C4

EN 12210 - Resistance to Wind Load

Class C4

Deneyin yapıldığı tarih

21.04.2021

Date of Test

Deney Raporu Sayfa Sayısı

23

Number of pages of the test report

Avrasya Cephe-Doğrama Test ve Teknoloji Merkezi A.Ş. TÜRKAK'tan AB-0926-T dosya numarası ile TS EN ISO/IEC 17025:2017 standardına göre akredite edilmiştir.

Avrasya Cephe-Doğrama Test ve Teknoloji Merkezi A.Ş. accredited by TÜRKAK under registration number AB-0926-T for TS EN ISO/IEC 17025:2017 as test laboratory"

Türk Akreditasyon Kurumu (TÜRKAK) deney raporlarının tanınırlığı konusunda Avrupa Akreditasyon Birliği (EA) ile Çok Taraflı Anlaşma ve Uluslararası Laboratuvar Akreditasyon Birliği (ILAC) ile karşılıklı tanıma anlaşması imzalamıştır.

Turkish Accreditation Agency (TURKAK) is a signatory to the European co-operation for Accreditation (EA) Multilateral Agreement (MLA) and to the International Laboratory Accreditation Cooperation (ILAC) Mutual Recognition Arrangement (MRA) for the recognition of test reports

Bu deney raporu: Firmamıza ulaşan numunelere deney ve/veya deneyler uygulanarak elde edilmiştir. Müşteriye ait diğer numuneleri kapsamaz.

This test report was prepared after applying test/tests to the samples that are sent to our company. Note that this declaration does not involve other samples of the customer.

Deney ve /veya ölçüm sonuçları, genişletilmiş ölçüm belirsizlikleri (olması halinde) ve deney metotları bu sertifikanın tamamlayıcı kısmı olan takip eden sayfalarda verilmiştir.

The test and/or measurement results, the uncertainties (if applicable) with confidence probability and test methods are given on the following pages which are part of this report.



Kaşe / Seal

28.05.2021

Yayımlandığı Tarih

Date

ZAFER
ŞAFKAT
2021-05-28
09:03:06

Deney Sorumlusu

Person in charge of test

ÇAĞLAYAN
KARATAY
2021-05-28
10:32:22

Onaylayan

Approval

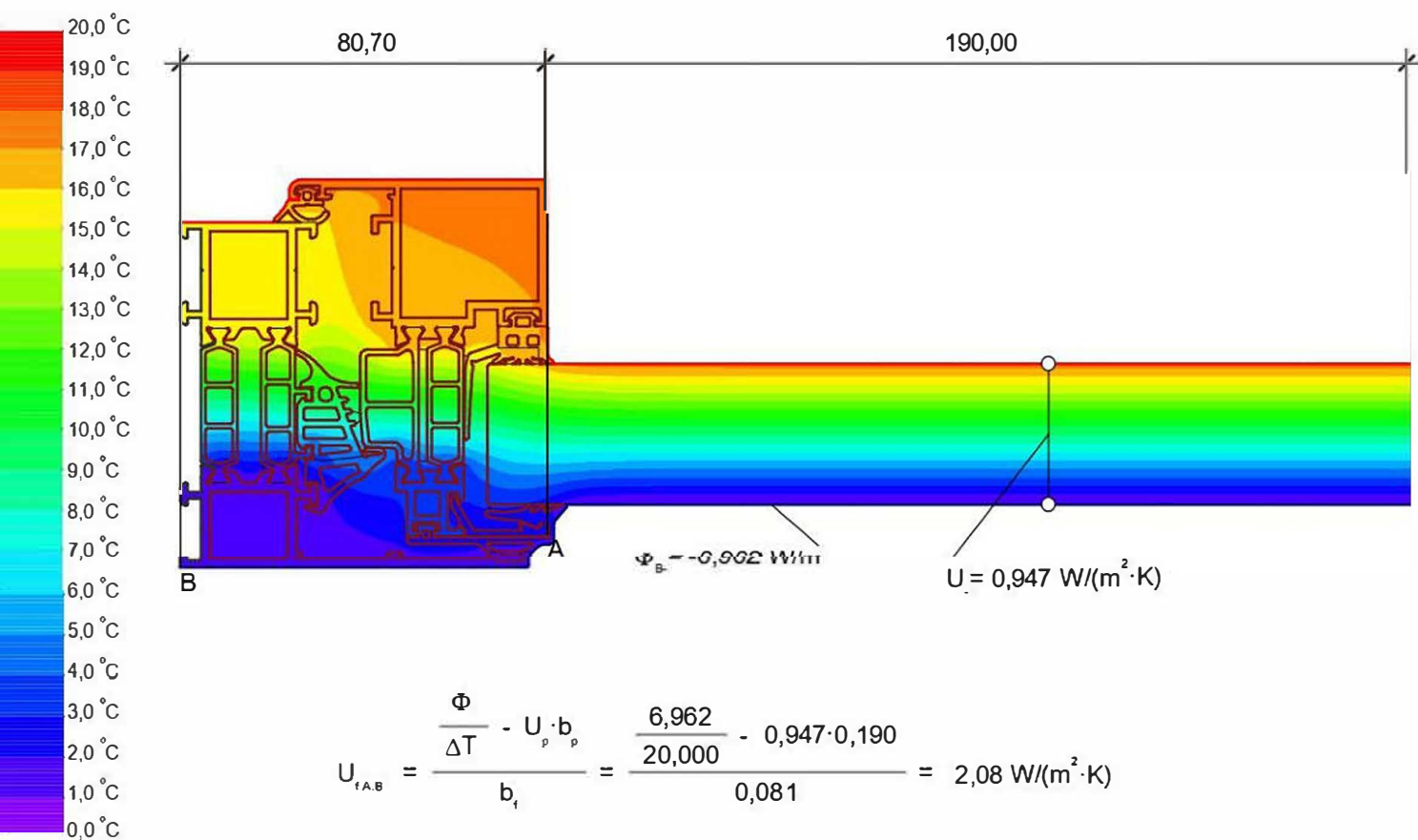
RPR001/01/09.10.2019

Bu rapor, laboratuvarın yazılı izni olmadan kısmen kopyalanıp çoğaltılamaz.

İmzasız ve mühürlü raporlar geçersizdir.

This report shall not be reproduced other than in full except with the permission of the laboratory.


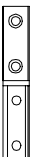

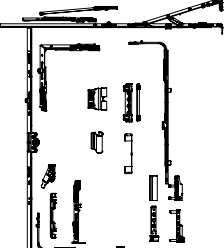
Testing reports without signature and seal are not valid



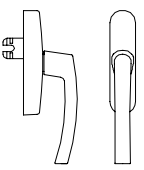
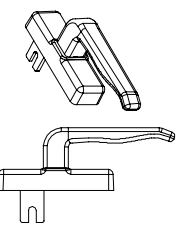
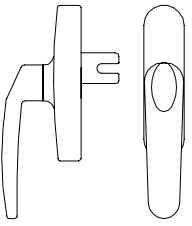
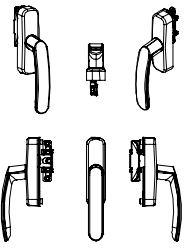
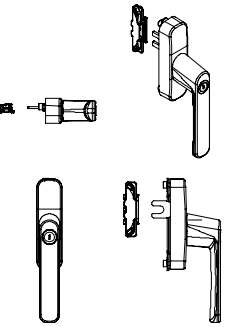
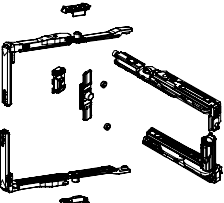
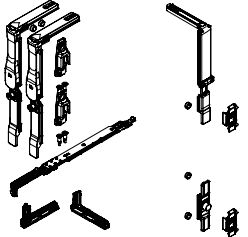
Material	$\lambda [\text{W/(m} \cdot \text{K)}]$	ε	Boundary Condition	$q [\text{W/m}^2]$	$\theta [^\circ\text{C}]$	$R [(\text{m}^2 \cdot \text{K})/\text{W}]$	ε
Aluminium (Si Alloys)	160,000	0,900	Epsilon 0.9				0,900
Coex	0,200	0,900	Exterior, frame	0,000	0,040		
EPDM (ethylene propylene diene monomer)	0,250	0,900	Interior, normal, horizontal	20,000	0,130		
Panel	0,035	0,900	Symmetry/Model section	0,000			
Polyamid 6.6 with 25% glass fibre	0,300	0,900					
Unventilated air cavity	anisotropic						

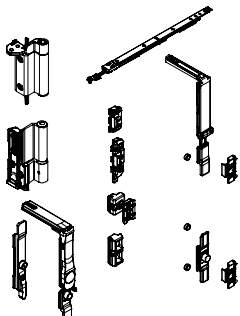
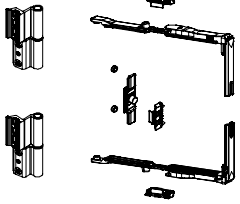
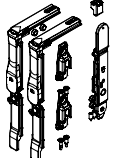

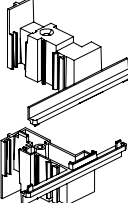

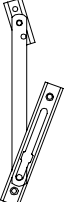
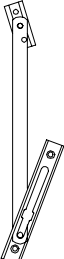
PROFİL KESİTİ PROFILE SECTION	PROFİL KODU PROFILE CODE	PROFİL ADI PROFILE NAME	Jx cm ⁴	Jy cm ⁴	AĞIRLIK (kg/m) WEIGHT
	77-11619-11628	KASA PROFİLİ FRAME PROFILE	18,58 cm ⁴	45,68 cm ⁴	1,727 kg/m
	77-11629-11620	KASA PROFİLİ FRAME PROFILE	15,18 cm ⁴	41,99 cm ⁴	1,617 kg/m
	77-11618-11619	ORTA KAYIT PROFİLİ MULLION PROFILE	24,10 cm ⁴	49,84 cm ⁴	1,869 kg/m
	77-11621-11620	ORTA KAYIT PROFİLİ MULLION PROFILE	19,95 cm ⁴	45,98 cm ⁴	1,754 kg/m
	77-11632-11619	ORTA KAYIT PROFİLİ MULLION PROFILE	39,67 cm ⁴	53,69 cm ⁴	2,025 kg/m
	77-11619-12262	TAKVİYELİ ORTA KAYIT PROFİLİ REINFORCED MULLION PROFILE	451,25 cm ⁴	79,11 cm ⁴	4,217kg/m
	77-11622-11624	KANAT PROFİLİ SASH PROFILE	8,45 cm ⁴	30,77 cm ⁴	1,454 kg/m
	77-11622-11623	KANAT PROFİLİ SASH PROFILE	8,64 cm ⁴	30,83 cm ⁴	1,501 kg/m
	77-11630-11631	ADAPTÖR PROFİLİ ADAPTER PROFILE	-	-	1,868 kg/m
	77-12260-12261	ADAPTÖR PROFİLİ ADAPTER PROFILE	-	-	1,407 kg/m
	77-12350-1953	KÖŞE DÖNÜŞ PROFİLİ CORNER PROFILE	59,38 cm ⁴	59,38 cm ⁴	2,146 kg/m
	11617	CAM YÜKSELTME ÇİTASI GLAZING ELEVATION BEAD	-	-	0,359 kg/m
	11616	CAM ÇİTASI GLAZING BEAD	-	-	0,117 kg/m
	8241	TİJ PROFİLİ STEM BAR PROFILE	-	-	0,340 kg/m
	1747	CAM ÇİTASI GLAZING BEAD	-	-	0,099 kg/m
	3832	T BAĞLANTI PROFİLİ T CONNECTION PROFILE	-	-	0.175 kg/m
	2045	KÖŞE TAKOZ PROFİLİ CORNER WEDGE PROFILE	-	-	1,436 kg/m
	11627	KÖŞE TAKOZ PROFİLİ CORNER WEDGE PROFILE	-	-	2,929 kg/m
	1663	KÖŞE TAKOZ PROFİLİ CORNER WEDGE PROFILE	-	-	3,526 kg/m
	5022	KÖŞE TAKOZ PROFİLİ CORNER WEDGE PROFILE	-	-	2,245 kg/m
	11625	ORTA KAYIT BAĞLANTI PROFİLİ MULLION CONNECTION PROFILE	-	-	0,990 kg/m
	11626	ORTA KAYIT BAĞLANTI PROFİLİ MULLION CONNECTION PROFILE	-	-	1,502 kg/m

AKSESUAR ACCESSORY	STOK KODU REFERENCE CODE	AKSESUAR ADI DESCRIPTION	AKSESUAR KODU PRODUCT CODE	PAKET PACK
	03 010103	İÇ CAM FİTİLİ (KANAT İÇİN) INNER GLAZING GASKET (FOR SASH)	HVT77-CF.03	170 mt / paket 10 kg
	03 010105	İÇ CAM FİTİLİ (KANAT İÇİN) INNER GLAZING GASKET (FOR SASH)	HVT77-CF.05	128 mt / paket 10 kg
	03 010107	İÇ CAM FİTİLİ (KANAT İÇİN) INNER GLAZING GASKET (FOR SASH)	HVT77-CF.07	95 mt / paket 10 kg/mt
	03 010111	İÇ CAM FİTİLİ (KANAT İÇİN) INNER GLAZING GASKET (FOR SASH)	HVT77-CF.11	70 mt / paket 10 kg/mt
	03 010113	İÇ CAM FİTİLİ (KANAT İÇİN) INNER GLAZING GASKET (FOR SASH)	HVT77-CF.13	60 mt / paket 10 kg/mt
	03 010115	İÇ CAM FİTİLİ (KANAT İÇİN) INNER GLAZING GASKET (FOR SASH)	HVT77-CF.15	145 mt / paket 10 kg/mt
	03 011240	İÇ CAM FİTİLİ (KANAT İÇİN) INNER GLAZING GASKET (FOR SASH)	HVT77-İCF.80	59 mt / paket 10 kg
	03 010500	KANAT FİTİLİ SASH GASKET	HVT77-KBF.15	230 mt / paket 10 kg
	03 010503	DIŞ CAM FİTİLİ OUTER GLAZING GASKET	HVT77-DCF.30	210 mt / paket 10 kg/mt
	03 011230	İÇ CAM FİTİLİ INNER GLAZING GASKET	HVT77-İCF.30	280 mt / paket 10 kg/mt
	03 011231	İÇ CAM FİTİLİ INNER GLAZING GASKET	HVT77-İCF.40	220 mt / paket 10 kg/mt
	03 010732	İÇ CAM FİTİLİ INNER GLAZING GASKET	HVT77-İCF.50	185 mt / paket 10 kg/mt
	03 011236	İÇ CAM FİTİLİ INNER GLAZING GASKET	HVT77-İCF.23	255 mt / paket 10 kg
	03 011237	İÇ CAM FİTİLİ INNER GLAZING GASKET	HVT77-İCF.45	66 mt / paket 10 kg
	03 011040	GİZLİ KANAT FİTİLİ HIDDEN VENT GASKET	HVT77-GKF.77	40 mt / paket 10 kg
	03 011037	ORTA BİNİ FİTİLİ MIDDLE GASKET	HVT77-OBF.77	38 mt / paket 10 kg

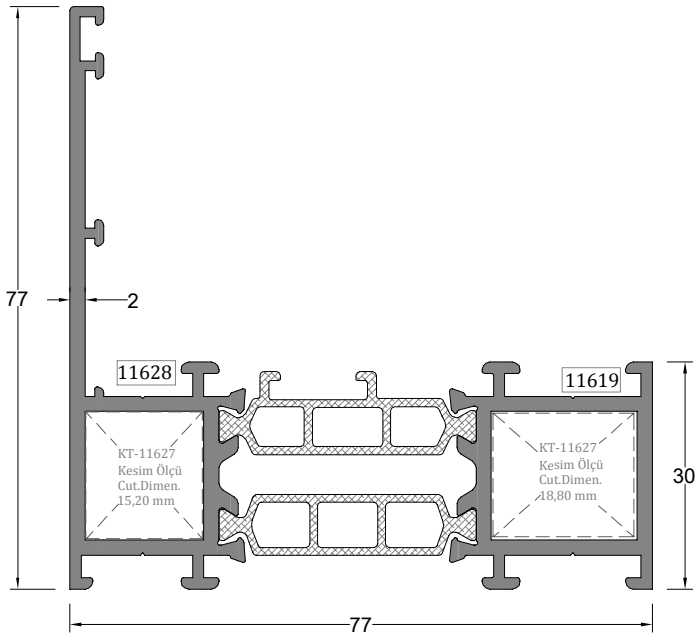
AKSESUAR ACCESSORY	STOK KODU REFERENCE CODE	AKSESUAR ADI DESCRIPTION	AKSESUAR KODU PRODUCT CODE	PAKET PACK
	03 070305	VULKANİZE KÖŞE BAĞLANTI (OBF.77 İÇİN) VULCANIZED CORNER CONNECTION (FOR OBF.77)	HVT77-KVF.77	1 pk / 20 ad
	03 070301	VULKANİZE KÖŞE BAĞLANTI (GKF.77 İÇİN) VULCANIZED CORNER CONNECTION (FOR GKF.77)	HVT77-KGVF.77	1 pk / 20 ad
	01 120201	AYARLI İSPANYOLET KARŞILIĞI (SETSKURLU) ADJUSTABLE ESPAGNOLETTE STRIKER (BOLTED)	HVT77-TPK.201	1 pk / 100 ad
	01 120217	PVC KANALLI İSPANYOLET KARŞILIĞI PVC GROOVED ESPAGNOLETTE STRIKER	HVT77-PK.217	1 pk / 100 ad
	01 120100	İSPANYOLET PİMİ ESPAGNOLETTE PIN	HVT77-TP.100	1 pk / 100 ad
	06 140210	CAM TAKOZU(5X28X80 mm) GLAZING WEDGE 5mm	HVT77-CT.210	1 pk / 1000 ad
	01 010901	SİSTEM PENCERE MENTEŞESİ (ELOKSALLI) SYSTEM WINDOW HINGE (ANODIZED)	HVT77-PM.901	1 pk / 10 ad
	01 010902	SİSTEM PENCERE MENTEŞESİ (BEYAZ) SYSTEM WINDOW HINGE (WHITE)	HVT77-PM.902	1 pk / 10 ad
	01 010903	SİSTEM PENCERE MENTEŞE (RENKLİ) SYSTEM WINDOW HINGE (COLORED)	HVT77-PM.903	1 pk / 10 ad
	01 011101	SİSTEM PENCERE VE KAPI MENTEŞE (ELOKSALLI) SYSTEM WINDOW HINGE (ANODIZED)	HVT77-PKM.101	1 pk / 10 ad
	01 011102	SİSTEM PENCERE VE KAPI MENTEŞE (BEYAZ) SYSTEM WINDOW HINGE (WHITE)	HVT77-PKM.102	1 pk / 10 ad
	01 011103	SİSTEM PENCERE VE KAPI MENTEŞE (RENKLİ) SYSTEM WINDOW HINGE (COLORED)	HVT77-PKM.103	1 pk / 10 ad
	01 011111	SİSTEM KAPI MENTEŞE (ELOKSALLI) SYSTEM WINDOW HINGE (ANODIZED)	HVT77-KM.111	1 pk / 10 ad
	01 011112	SİSTEM KAPI MENTEŞE (BEYAZ) SYSTEM WINDOW HINGE (WHITE)	HVT77-KM.112	1 pk / 10 ad
	01 011113	SİSTEM KAPI MENTEŞE (RENKLİ) SYSTEM WINDOW HINGE (COLORED)	HVT77-KM.113	1 pk / 10 ad
	01 120230	PVC KANALLI TEK AÇILIM MENTEŞE (13/18) PVC GROOVED CASEMENT HIGE (13/18)	HVT77-PM.230	1 pk / 100 ad
	01 120250	PVC KANALLI ÇİFT AÇILIM MENTEŞE (13/18) PVC GROOVED CASEMENT HIGE (13/18)	HVT77-PMT.250	1 pk / 100 ad

AKSESUAR ACCESSORY	STOK KODU REFERENCE CODE	AKSESUAR ADI DESCRIPTION	AKSESUAR KODU PRODUCT CODE	PAKET PACK
	06 010452	İSPANYOLET-80 cm ESPAGNOLETTE-80 cm	HVT77-İSP.452	1 pk / 1 ad
	06 010453	İSPANYOLET-100 cm ESPAGNOLETTE-100 cm	HVT77-İSP.453	1 pk / 1 ad
	06 010454	İSPANYOLET-120 cm ESPAGNOLETTE-120 cm	HVT77-İSP.454	1 pk / 1 ad
	06 010455	İSPANYOLET-140 cm ESPAGNOLETTE-140 cm	HVT77-İSP.455	1 pk / 1 ad
	06 010456	İSPANYOLET-160 cm ESPAGNOLETTE-160 cm	HVT77-İSP.456	1 pk / 1 ad
	06 010457	İSPANYOLET-180 cm ESPAGNOLETTE-180 cm	HVT77-İSP.457	1 pk / 1 ad
		KANAT SABİTLEME KLİPSİ SASH FIXING CLIP KIT	HVT77-KSK.23	
	01 200291	SECUSTİK PENCERE KOLU WINDOW HANDLE	HVT77-RK.291	1 pk / 20 ad
		SIRIUS 7 KARE MİL PENCERE KOLU SIRIUS 7x26 WINDOW HANDLE	H77A0771	
		POLARİS 8 KADEMELİ PENCERE KOLU POLARIS MV WINDOW HANDLE	H77S5771	
		ALFA MİNİMALİST PENCERE KOLU ALFA MINIMAL WINDOW HANDLE	H777701	

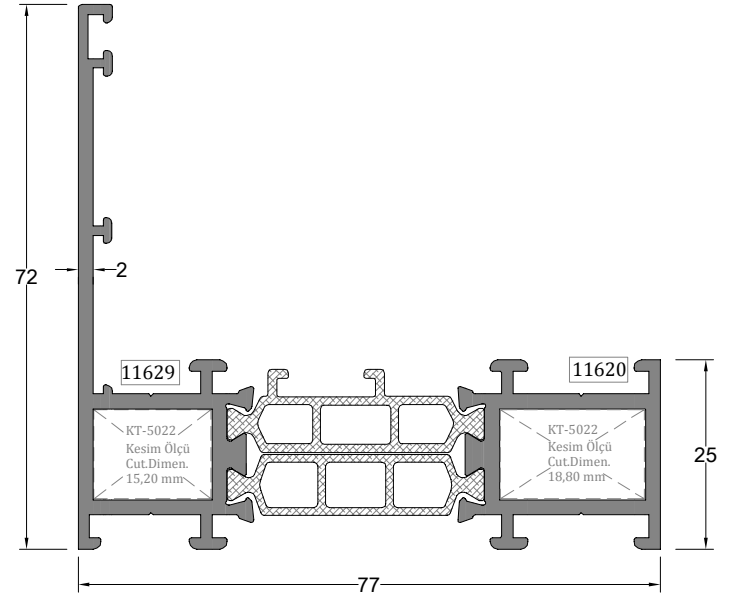
AKSESUAR ACCESSORY	STOK KODU REFERENCE CODE	AKSESUAR ADI DESCRIPTION	AKSESUAR KODU PRODUCT CODE		PAKET PACK
	01 020601	EKSENEL KOL (ELOKSALLI) AXIAL HANDLE (ANODIZED)	HVT77-RK.601		1 pk /10 ad
	01 020604	EKSENEL KOL (ELOKSALLI KİLİTLİ) AXIAL HANDLE WITH KEYS (ANODIZED)	HVT77-RK604		1 pk /10 ad
	01 020810	FORZA EKSENEL PENCERE KOL YENİ (NATUREL) FORZA NEW AXIAL WINDOW HANDLE (NATURAL)	HVT77-EK.810		1 pk /50 ad
	01 020811	FORZA EKSENEL PENCERE KOL YENİ (BEYAZ) FORZA NEW AXIAL WINDOW HANDLE (WHITE)	HVT77-EK.811		1 pk /50 ad
	01 020812	FORZA EKSENEL PENCERE KOL YENİ (RENKLİ) FORZA NEW AXIAL WINDOW HANDLE (COLORED)	HVT77-EK.812		1 pk /50 ad
	01 020702	FORZA EKSENEL PENCERE KOL (BEYAZ) FORZA AXIAL WINDOW HANDLE (WHITE)	HVT77-FPK.702		1 pk ./20 ad
	01 020703	FORZA EKSENEL PENCERE KOL (RENKLİ) FORZA AXIAL WINDOW HANDLE (COLORED)	HVT77-FPK.703		1 pk ./20 ad
	01 020803	FORZA EKSENEL PENCERE KOL (NATUREL) FORZA AXIAL WINDOW HANDLE (NATURAL)	HVT77-FPK.803		1 pk ./20 ad
		SIRIUS EKSENEL PENCERE KOLU SIRIUS CREMONE WINDOW HANDLE	H77A1154		
		SIRIUS KİLİTLİ EKSENEL PENCERE KOLU SIRIUS CREMONE WITH KEYS	H77A1160		
	01 120350	GİZLİ MENTEŞELİ TEK AÇILIM SETİ (SAĞ-SOL) CASEMENT SET WITH CONCEALED HINGE	HVT77-GM.350	TAŞIMA KAPASİTESİ 100 KG LOADING CAPACITY 100 KG	
	01 120351	GİZLİ MENTEŞELİ ÇİFT AÇILIM SETİ (SAĞ-SOL) CASEMENT SET WITH CONCEALED HINGE TILT-TURN SET	HVT77-GM.351	TAŞIMA KAPASİTESİ 100 KG LOADING CAPACITY 100 KG	

AKSESUAR ACCESSORY	STOK KODU REFERENCE CODE	AKSESUAR ADI DESCRIPTION	AKSESUAR KODU PRODUCT CODE		PAKET PACK
	01 120352	ÇİFT AÇILIM SETİ TILT-TURN SET	HVT77-CS.352	TAŞIMA KAPASİTESİ MENTEŞE KİTİ DEĞİŞTİRİLEREK 90 İLE 160 KG ARALIĞINDA TERCİH EDİLEBİLİR. Depending on the hinge selection loading capacity can be between 90-160 kg.	
	01 120353	TEK AÇILIM SETİ CASEMENT SET	HVT77-TS.353	TAŞIMA KAPASİTESİ MENTEŞE KİTİ DEĞİŞTİRİLEREK 65 İLE 160 KG ARALIĞINDA TERCİH EDİLEBİLİR. Depending on the hinge selection loading capacity can be between 65-160 kg.	
	01 120286	LEVYE KOL TWO WAY SHOOTBOLT LEVER KIT	HVT77-LK.286		
	01 070201	SİSTEM UZUN ZAMAK SÜRGÜ (NATUREL) SYSTEM ZAMAK LATCH (NATURAL)	HVT77-FS.201		1 pk /10 ad
	01 070202	SİSTEM UZUN ZAMAK SÜRGÜ (BEYAZ) SYSTEM ZAMAK LATCH (WHITE)	HVT77-FS.202		1 pk /10 ad
	01 070203	SİSTEM UZUN ZAMAK SÜRGÜ (RENKLİ) SYSTEM ZAMAK LATCH (COLORED)	HVT77-FS.203		1 pk /10 ad
	01 110261	HVT77 ADAPTÖR KAPAĞI HVT77 ADAPTER COVER	HVT77-ADK.325		1 Takım
	01 120210	KANAT KALDIRMA TAKOZ SASH ADJUSTING BRACKET	HVT77-KST.210		1 pk / 50 ad
	01 080301	SİSTEM 13 CM VASİSTAS MAKAS (ELOKSALLI) SYSTEM 13 CM TRANSOM TRUSS (ANODIZED)	HVT77-VM.301		1 pk /50 ad
	01 080302	SİSTEM 13 CM VASİSTAS MAKAS (BEYAZ) SYSTEM 13 CM TRANSOM TRUSS (WHITE)	HVT77-VM.302		1 pk /50 ad
	01 080303	SİSTEM 13 CM VASİSTAS MAKAS (RENKLİ) SYSTEM 13 CM TRANSOM TRUSS (COLORED)	HVT77-VM.303		1 pk /50 ad
	01 080401	SİSTEM 22 CM VASİSTAS MAKAS (ELOKSALLI) SYSTEM 22 CM TRANSOM TRUSS (ANODIZED)	HVT77-VM.401		1 pk /50 ad
	01 080402	SİSTEM 22 CM VASİSTAS MAKAS (BEYAZ) SYSTEM 22 CM TRANSOM TRUSS (WHITE)	HVT77-VM.402		1 pk /50 ad
	01 080403	SİSTEM 22 CM VASİSTAS MAKAS (RENKLİ) SYSTEM 22 CM TRANSOM TRUSS (COLORED)	HVT77-VM.403		1 pk /50 ad

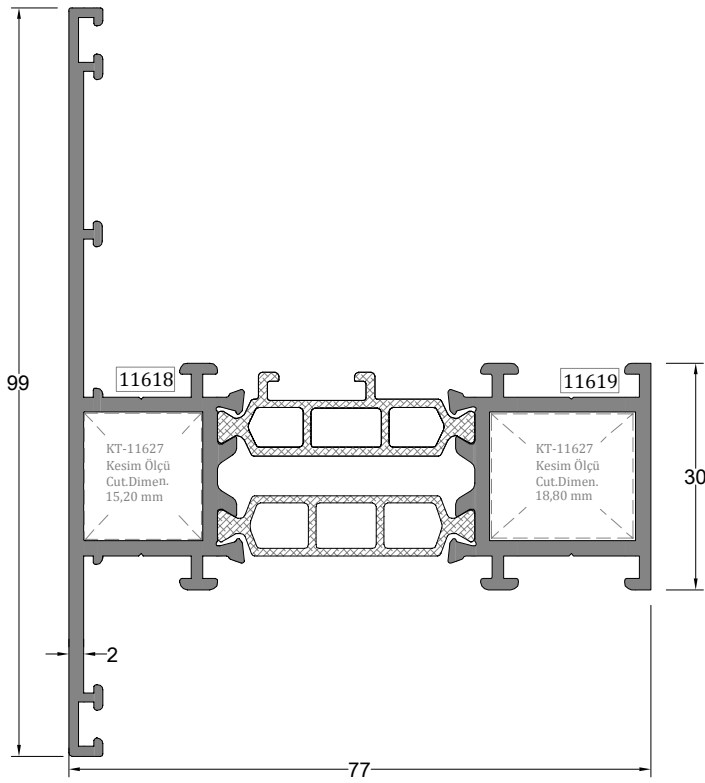
AKSESUAR ACCESSORY	STOK KODU REFERENCE CODE	AKSESUAR ADI DESCRIPTION	AKSESUAR KODU PRODUCT CODE	PAKET PACK
	01 081702	SİSTEM AYARLI VASİSTAS ÇARPMA (NATÜREL) SYSTEM TRANSOM CATCH (NATURAL)	HVT77-VÇ.702	1 pk /100 ad
	01 081703	SİSTEM AYARLI VASİSTAS ÇARPMA (BEYAZ) SYSTEM TRANSOM CATCH (WHITE)	HVT77-VÇ.703	1 pk /100 ad
	01 081704	SİSTEM AYARLI VASİSTAS ÇARPMA (RENKLİ) SYSTEM TRANSOM CATCH (COLORED)	HVT77-VÇ.704	1 pk /100 ad
	01 120214	CAM YAN DESTEK TAKOZ GLAZING WEDGE (SIDE)	HVT77-CT.214	1 pk / 20 ad
	01 120215	CAM ALTI DESTEK TAKOZ (SABİT PANELLER İÇİN) GLAZING WEDGE (BOTTOM) FOR FIXED PANELS	HVT77-CT.215	1 pk /20 ad
	04 010115	SABİT PERDELİ YAĞMUR TAHLİYE KAPAK WATER DRAIN COVER (FIXED)	HVT77-TK.115	1 pk / 1000 ad
	04 010112	HAREKETLİ PERDELİ YAĞMUR TAHLİYE KAPAK WATER DRAIN COVER (MOVEABLE)	HVT77-TK.112	1 pk / 1000 ad
	01 120211	KANAT İÇ KÖŞE GÖNYE CORNER BRACKET	HVT77-KG.149	1 pk / 500 ad
	01 120212	KANAT DIŞ KÖŞE GÖNYE CORNER BRACKET	HVT77-KG.178	1 pk / 500 ad
	01 120213	KANAT İÇ KÖŞE GÖNYE CORNER BRACKET	HVT77-KG.206	1 pk / 500 ad
	11 010206	CAM YAN DESTEK TAKOZ VİDASI (M3.9x38 mm YSB M.U.V) 3.9x38 mm SELF DRILLING SCREW	HVT77-SC.206	1 pk / 1000 ad
	11 010201	CAM YAN DESTEK TAKOZ VİDASI (M3.9x16 mm YSB M.U.V) 3.9x16 mm SELF DRILLING SCREW	HVT77-SC.201	1 pk / 1000 ad
	11 010200	CAM YAN DESTEK TAKOZ VİDASI (M3.9x13 mm YSB M.U.V) 3.9x13 mm SELF DRILLING SCREW	HVT77-SC.200	1 pk / 1000 ad
	08 030160	EPDM 600 ml. SOSİS EPDM SEALANT 600 ml.	HVT77-SM.160	1 pk /12 ad



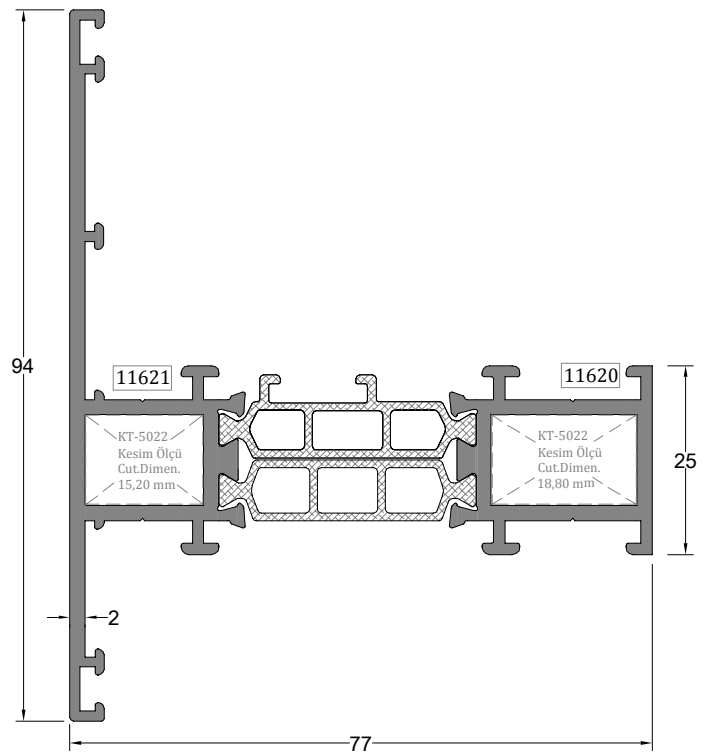
Kasa Profili	Profil Kodu	(kg/mt)	Jx cm ⁴	Jy cm ⁴
FRAME PROFILE	Profile Code	Weight		
	77-11619-11628	1,727	18,58	45,68



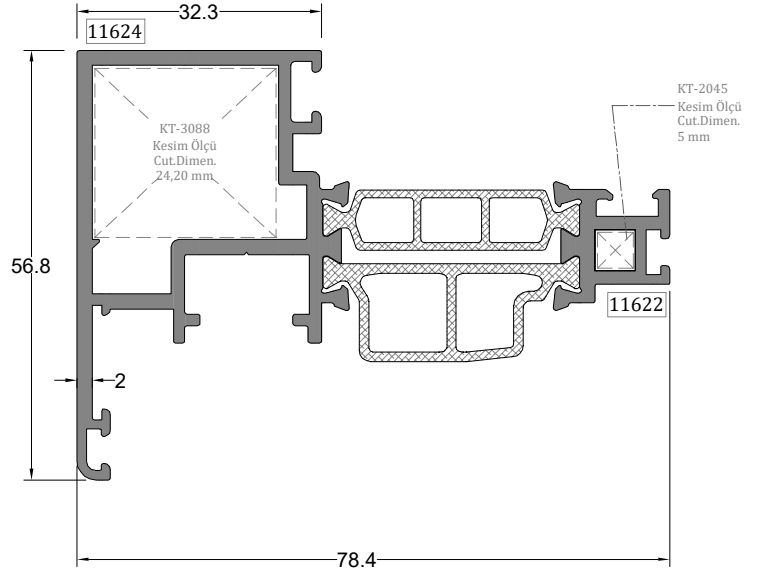
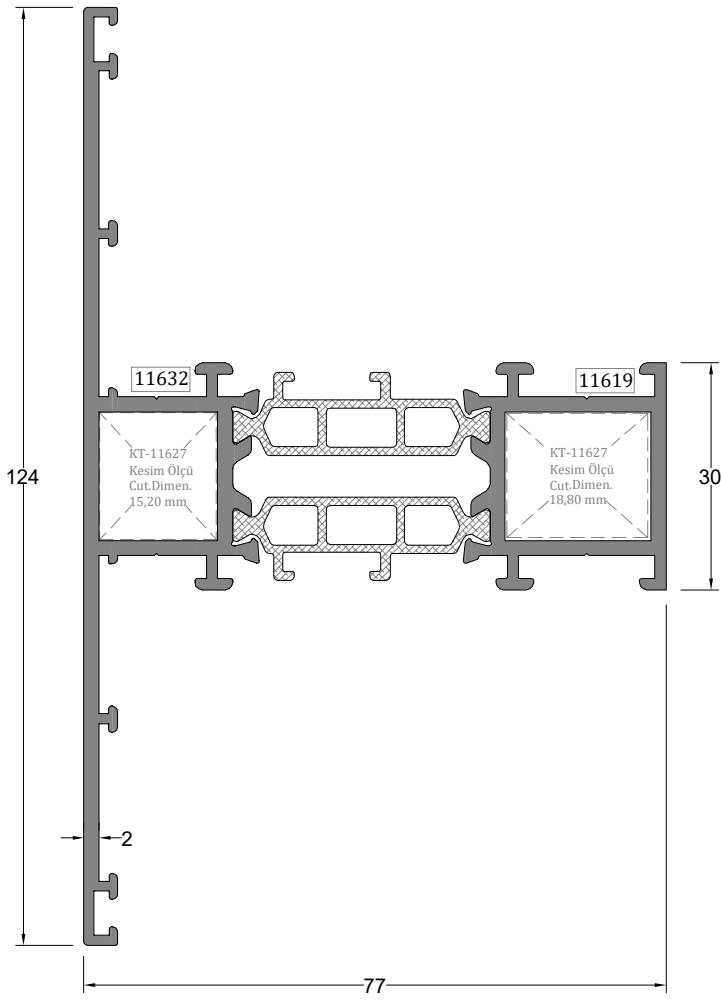
Kasa Profili	Profil Kodu	(kg/mt)	Jx cm ⁴	Jy cm ⁴
FRAME PROFILE	Profile Code	Weight		
	77-11620-11629	1,617	15,18	41,99



Orta Kayıt Profili	Profil Kodu	(kg/mt)	Jx cm ⁴	Jy cm ⁴
MULLION PROFILE	Profile Code	Weight		
	77-11618-11619	1,869	24,10	49,84

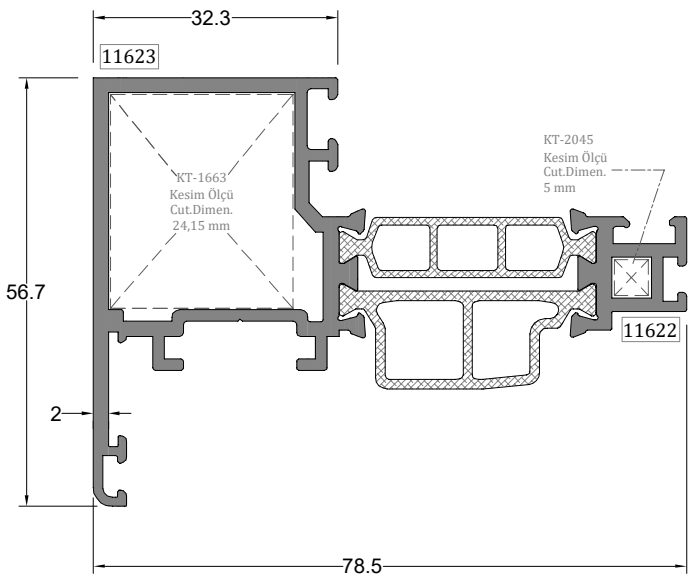


Orta Kayıt Profili	Profil Kodu	(kg/mt)	Jx cm ⁴	Jy cm ⁴
MULLION PROFILE	Profile Code	Weight		
	77-11620-11621	1,754	19,95	45,98

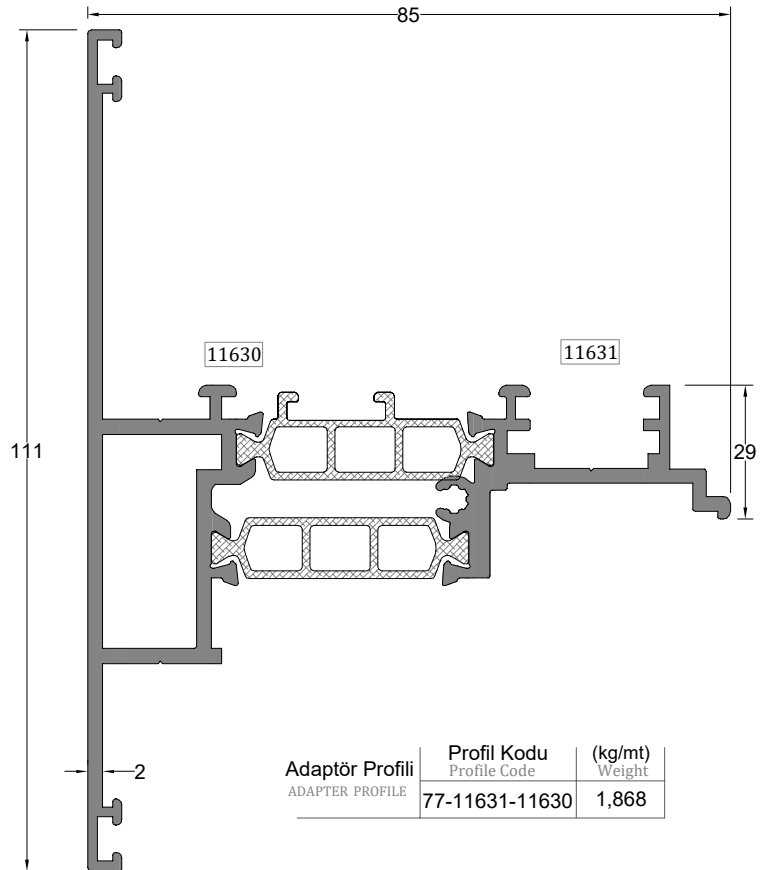


Orta Kayıt Profili	Profil Kodu	(kg/mt)	Jx cm ⁴	Jy cm ⁴
MULLION PROFILE	Profile Code	Weight		
	77-11619-11632	2,025	39,67	53,69

Kanat Profili	Profil Kodu	(kg/mt)	Jx cm ⁴	Jy cm ⁴
SASH PROFILE	Profile Code	Weight		
	77-11622-11624	1,454	8,45	30,77

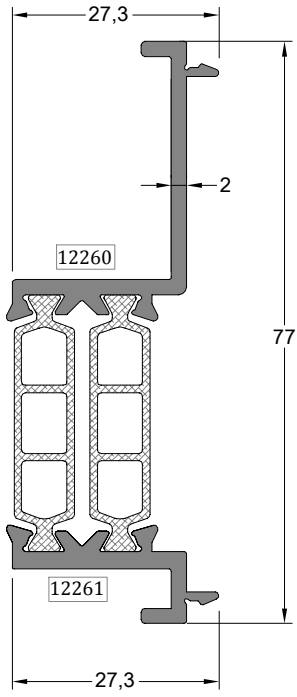


Kanat Profili	Profil Kodu	(kg/mt)	Jx cm ⁴	Jy cm ⁴
SASH PROFILE	Profile Code	Weight		
	77-11623-11622	1,501	8,64	30,83



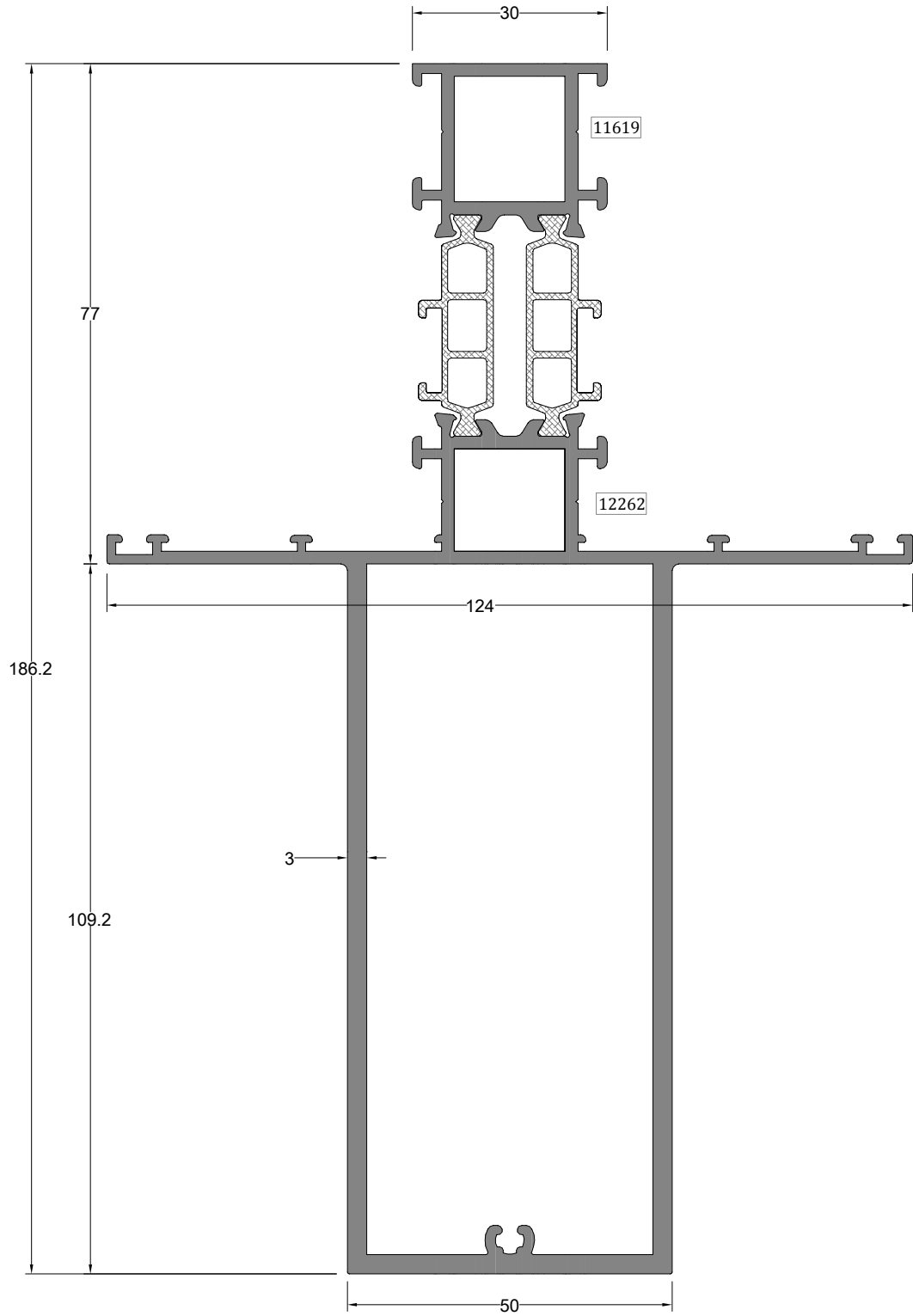
Adaptör Profili	Profil Kodu	(kg/mt)
ADAPTER PROFILE	Profile Code	Weight
	77-11631-11630	1,868

** Her profil için minimum sipariş 300 kg'dır.
 ** Minimum order quantity is 300 kg per profile.



Cepheye Geçiş
Adaptör Profili
ADAPTER PROFILE

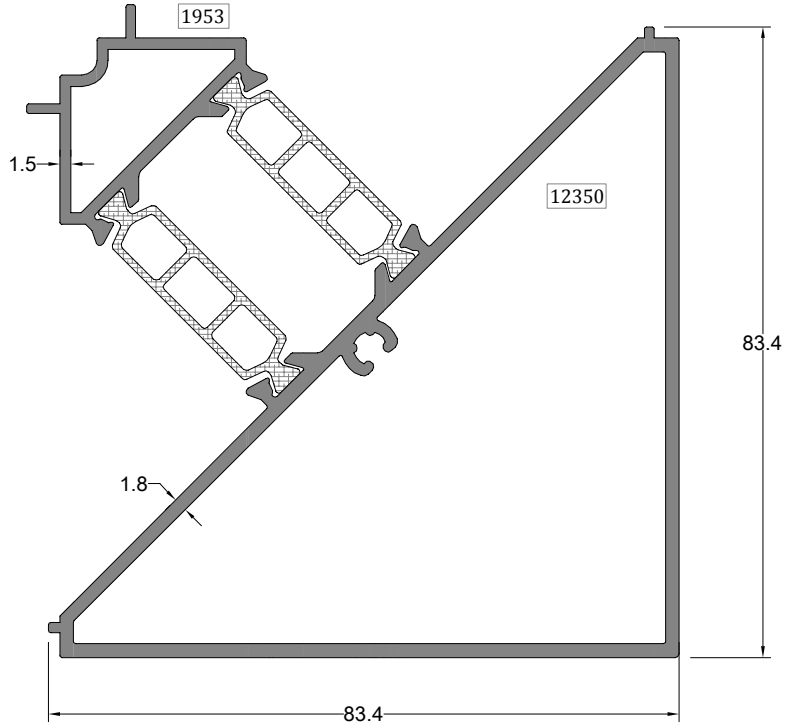
Profil Kodu Profile Code	(kg/mt) Weight
77-12260-12261	1,407



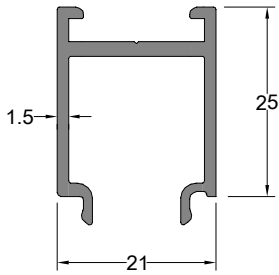
Takviyeli Orta Kayıt Profili
REINFORCED MULLION PROFILE

Profil Kodu Profile Code	(kg/mt) Weight	Jx cm ⁴	Jy cm ⁴
77-11619-12262	4,217	451,25	79,11

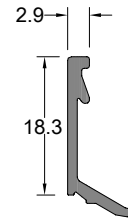
** Her profil için minimum sipariş 300 kg'dır.
 ** Minimum order quantity is 300 kg per profile.



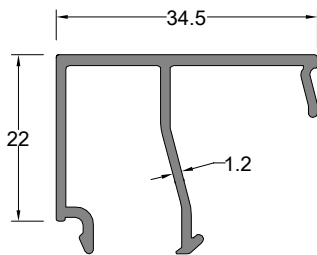
Köşe Dönüş Profili CORNER PROFILE	Profil Kodu Profile Code	(kg/mt) Weight	Jx cm ⁴	Jy cm ⁴
	77-12350-1953	2,188	59,38	59,38



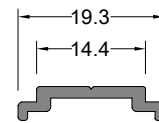
Cam Yükseltme Çıtası GLAZING ELEVATION BEAD	Profil Kodu Profile Code	(kg/mt) Weight
	11617	0,359



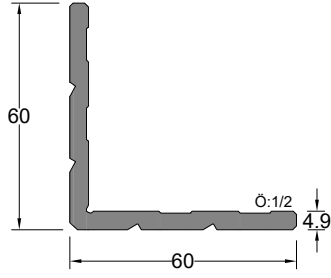
Cam Çıtası GLAZING BEAD	Profil Kodu Profile Code	(kg/mt) Weight
	11616	0,117



Cam Çıtası GLAZING BEAD	Profil Kodu Profile Code	(kg/mt) Weight
	1747	0,340

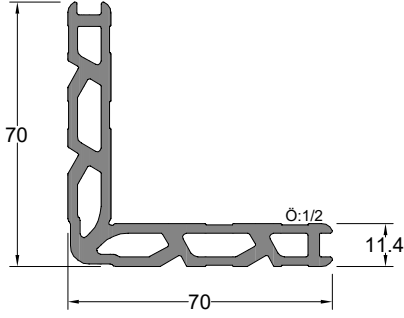


Tij Profili STEM BAR PROFILE	Profil Kodu Profile Code	(kg/mt) Weight
	8241	0,099



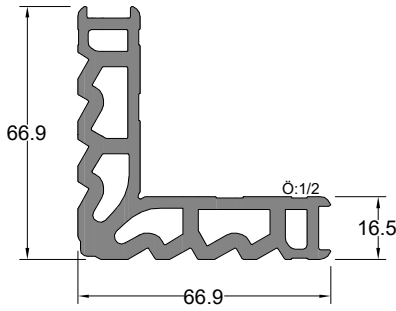
Köşe takozu	Profil Kodu	(kg/mt)
CORNER WEDGE PROFILE	Profile Code	Weight
	2045	1,436

Köşe Takozu Profil Kodu	Kullanıldığı Profil	Kesim Boyu (mm)
Corner Wedge Profile Code	Compatible Profile	Cutting Length (mm)
2045	11622	5,00 mm



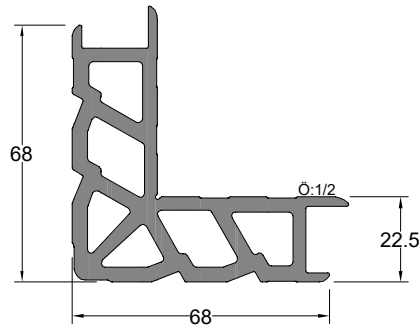
Köşe takozu	Profil Kodu	(kg/mt)
CORNER WEDGE PROFILE	Profile Code	Weight
	5022	2,245

Köşe Takozu Profil Kodu	Kullanıldığı Profil	Kesim Boyu (mm)
Corner Wedge Profile Code	Compatible Profile	Cutting Length (mm)
5022	11620	18,80 mm
	11621	15,20 mm
	11629	15,20 mm



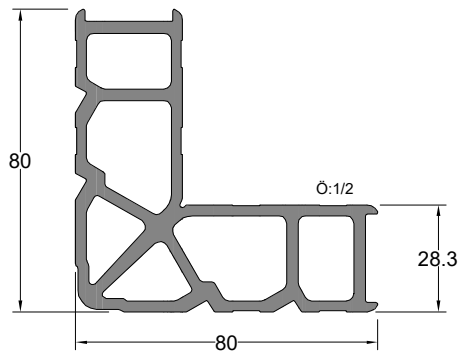
Köşe takozu	Profil Kodu	(kg/mt)
CORNER WEDGE PROFILE	Profile Code	Weight
	11627	2,929

Köşe Takozu Profil Kodu	Kullanıldığı Profil	Kesim Boyu (mm)
Corner Wedge Profile Code	Compatible Profile	Cutting Length (mm)
11627	11619	18,80 mm
	11618	15,20 mm
	11628	15,20 mm
	11632	15,20 mm



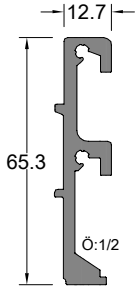
Köşe takozu	Profil Kodu	(kg/mt)
CORNER WEDGE PROFILE	Profile Code	Weight
	3088	3,480

Köşe Takozu Profil Kodu	Kullanıldığı Profil	Kesim Boyu (mm)
Corner Wedge Profile Code	Compatible Profile	Cutting Length (mm)
3088	11624	24,20 mm



Köşe Takoz Profili	Profil Kodu	(kg/mt)
CORNER WEDGE PROFILE	Profile Code	Weight
	1663	3,526

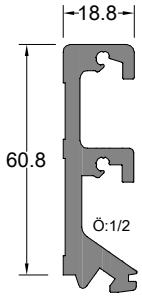
Köşe Takozu Profil Kodu	Kullanıldığı Profil	Kesim Boyu (mm)
Corner Wedge Profile Code	Compatible Profile	Cutting Length (mm)
1663	11623	24,15 mm



Orta Kayıt
Bağlantı Profili
MULLION CONNECTION
PROFILE

Profil Kodu Profile Code	(kg/mt) Weight
11625	0,990

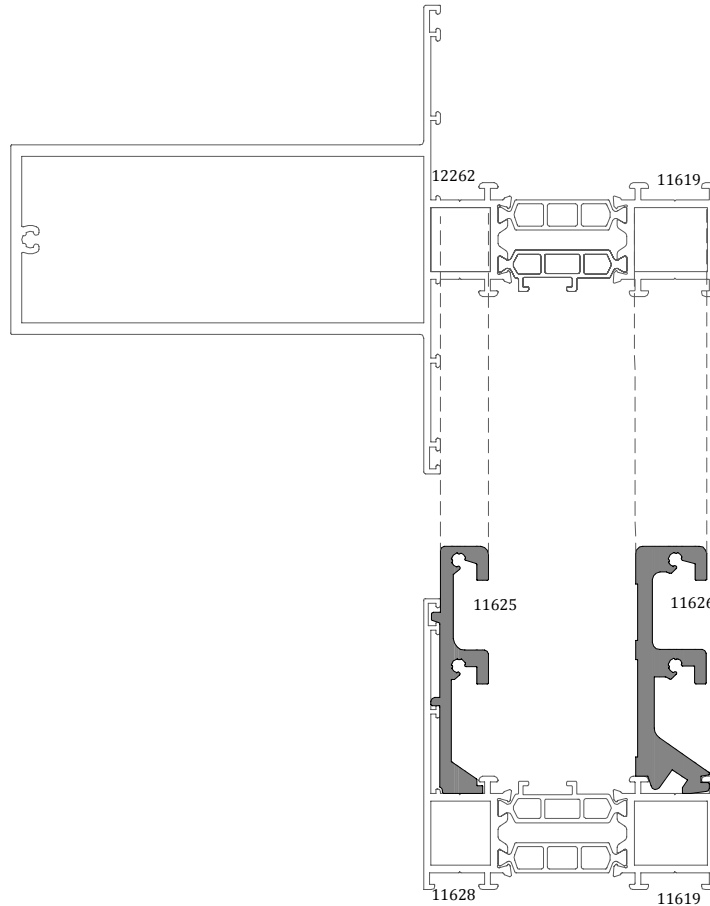
Dik Bağlantı Kodu	Kullanıldığı Profil	Kesim ölçüsü	Kesit
11625	12262	16,5 mm	
	11632	16,5 mm	



Orta Kayıt
Bağlantı Profili
MULLION CONNECTION
PROFILE

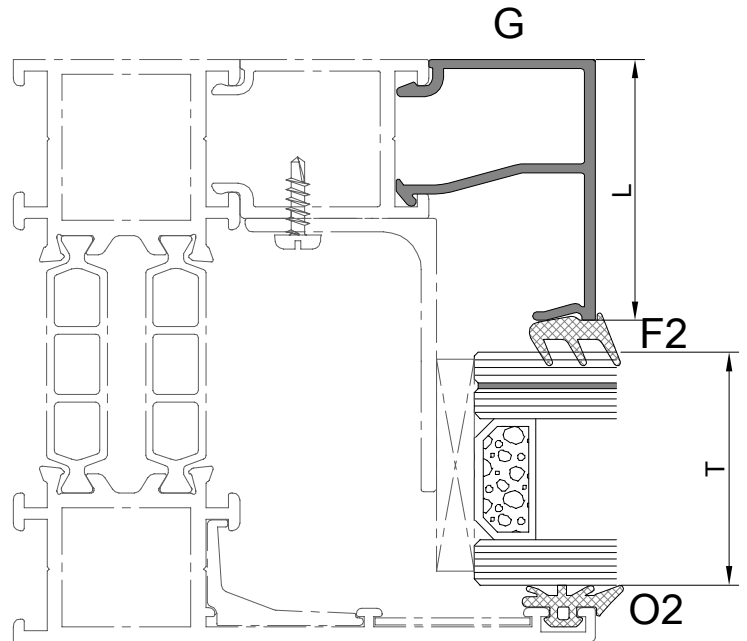
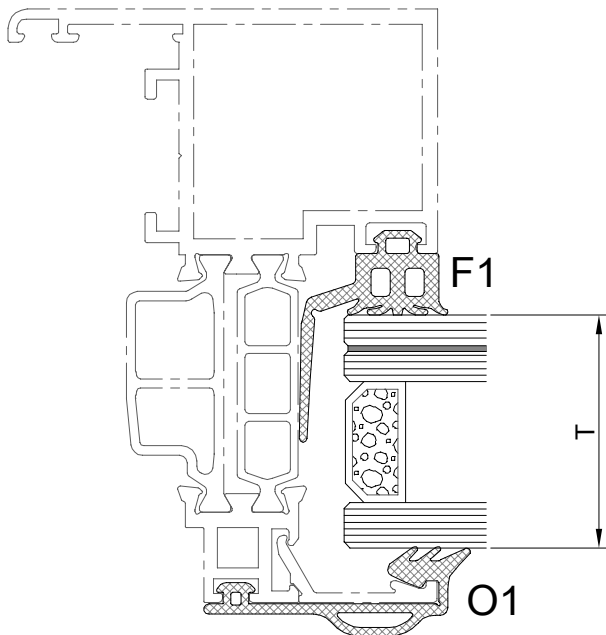
Profil Kodu Profile Code	(kg/mt) Weight
11626	1,502

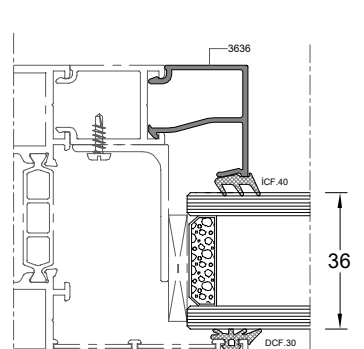
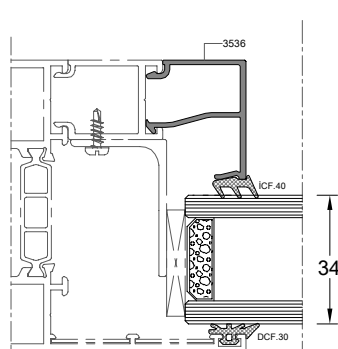
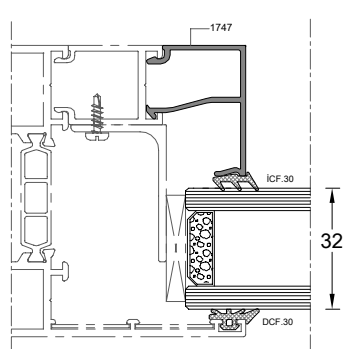
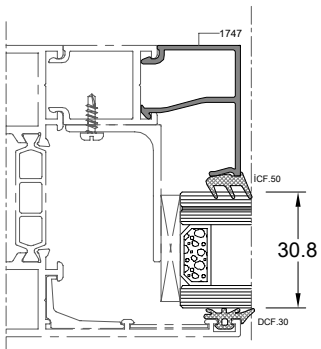
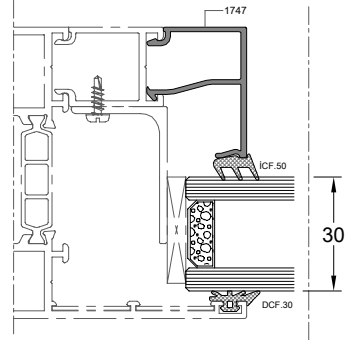
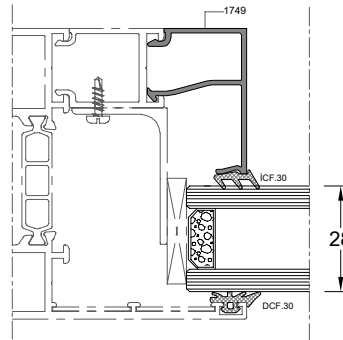
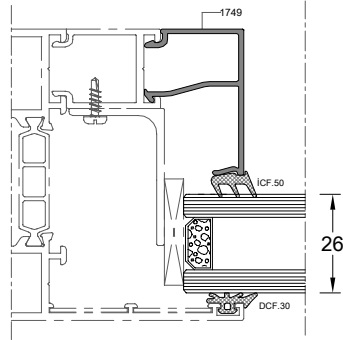
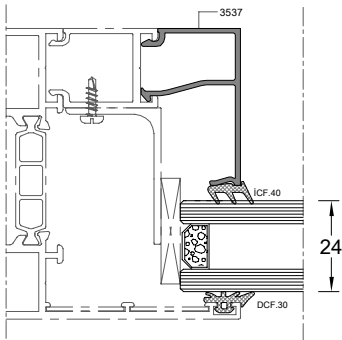
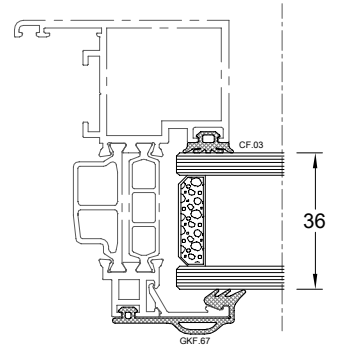
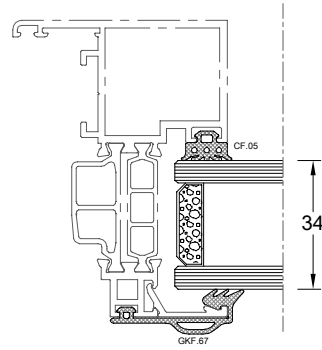
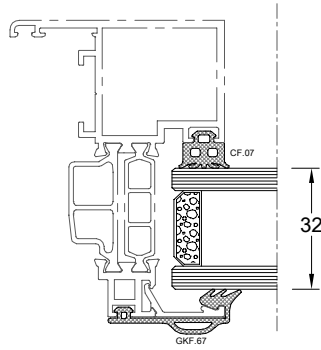
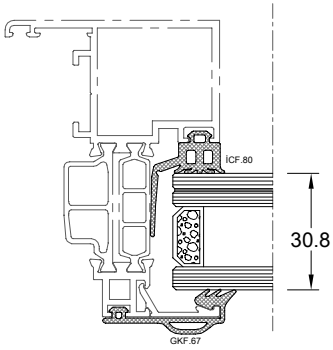
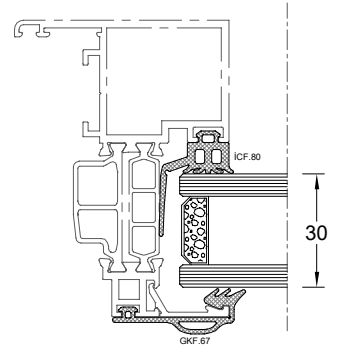
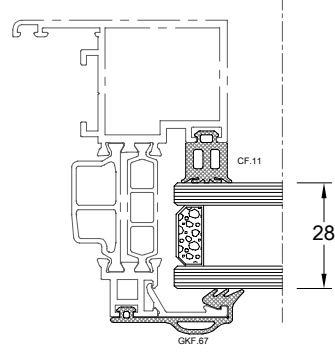
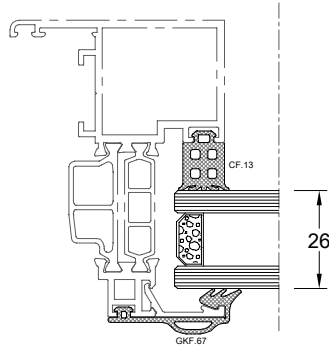
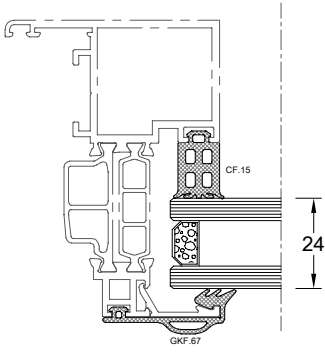
Dik Bağlantı Kodu	Kullanıldığı Profil	Kesim ölçüsü	Kesit
11626	11619	16,5 mm	

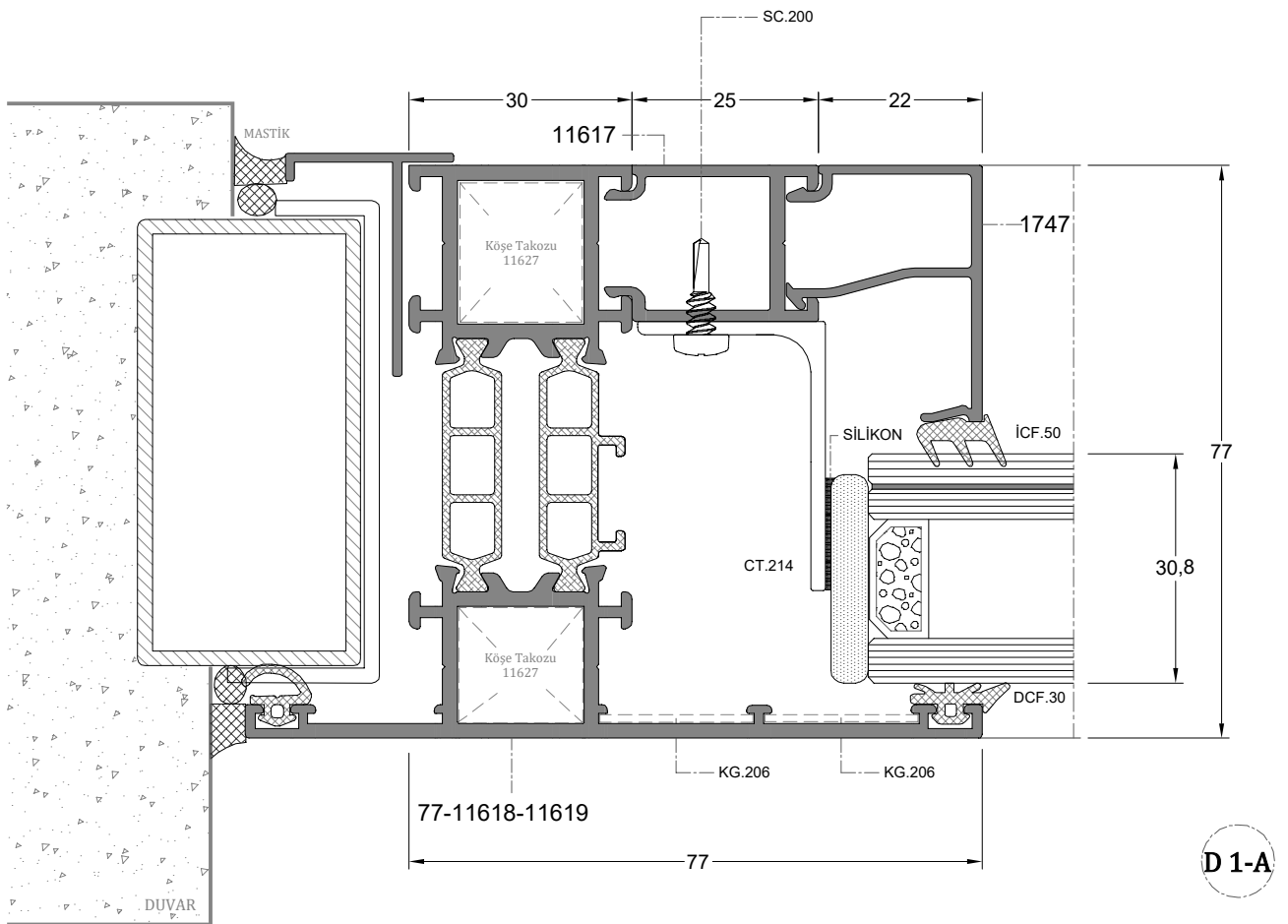
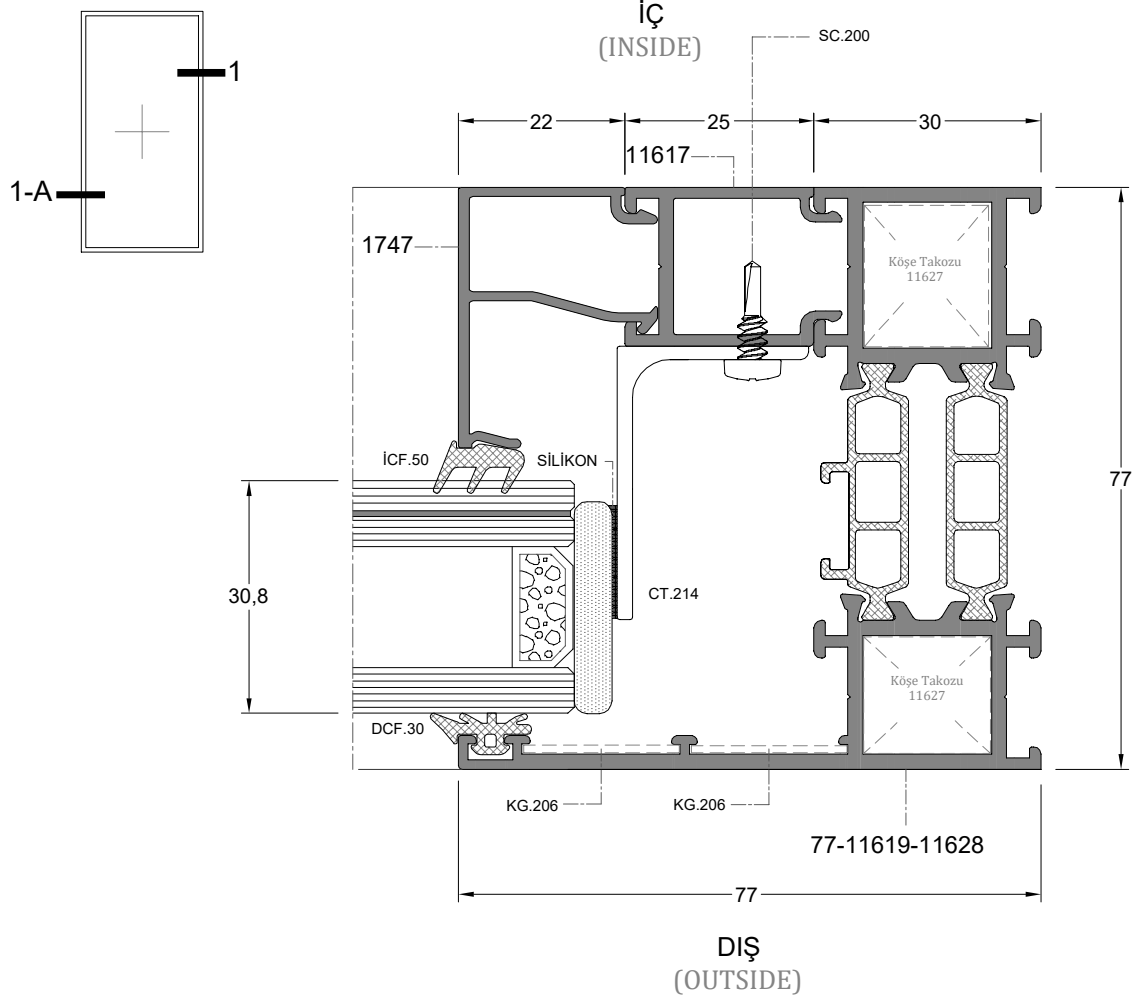


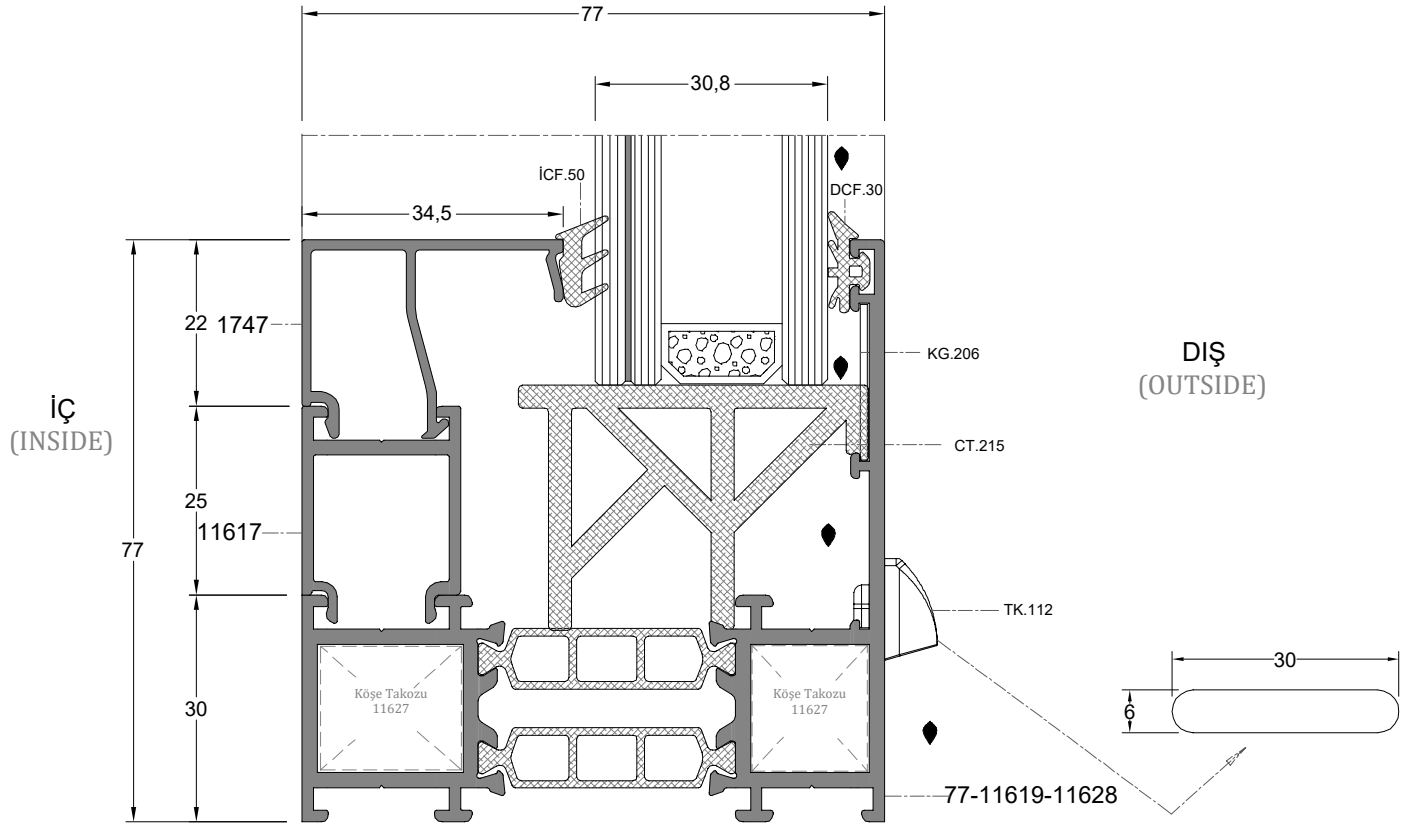
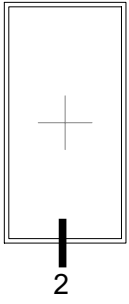
Ö:1/2

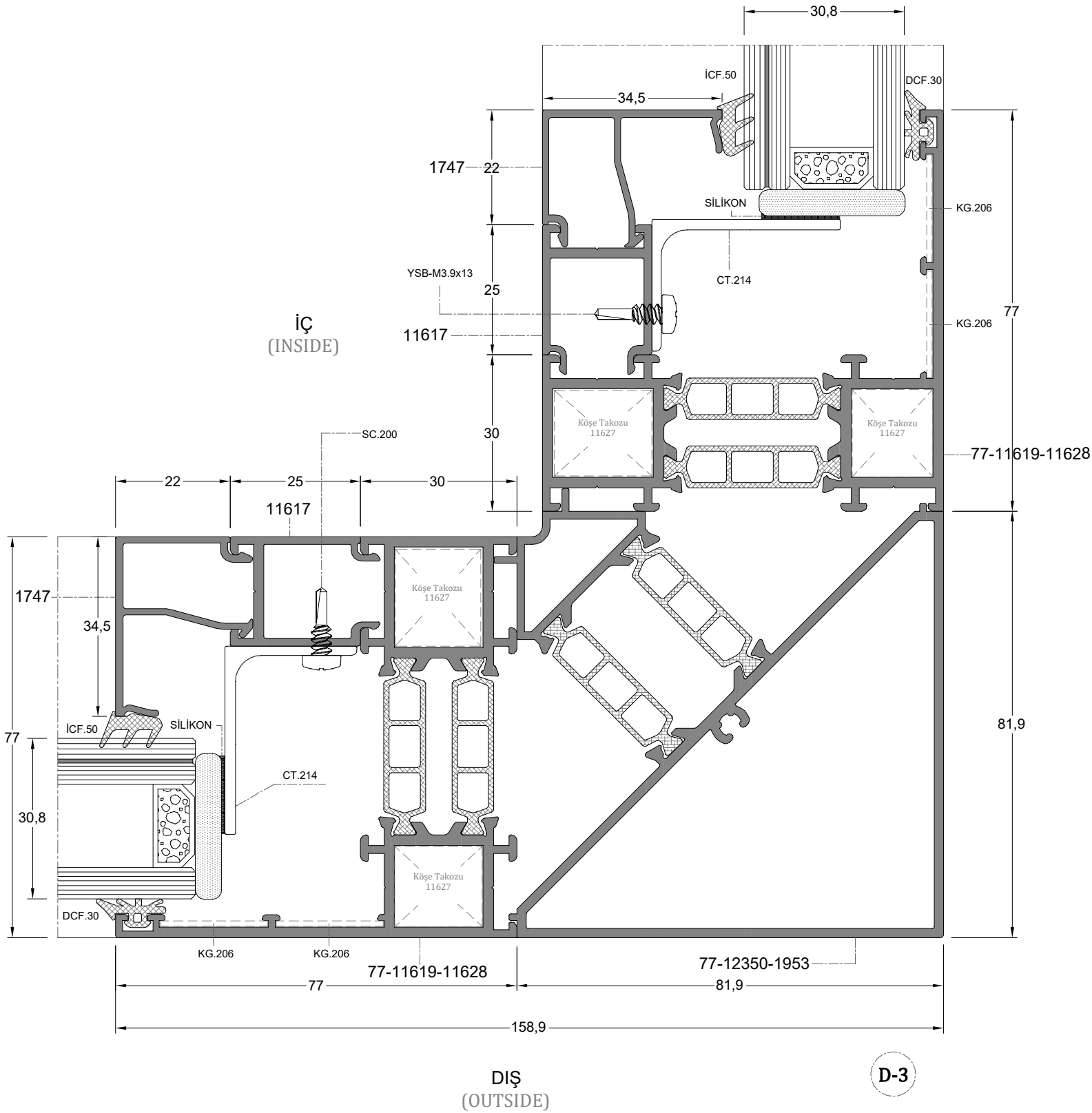
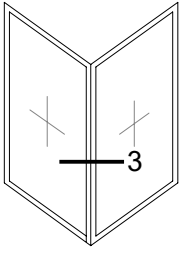
CAM KALINLIĞI GLAZING THICKNESS	KANATLAR İÇİN (FOR SASH)		SABİTLER İÇİN (FOR FIXED)		CAM ÇİTASI GLAZING BEAD	CAM ÇİTASI UZUNLUĞU GLAZING BEAD LENGTH
(T)	(F1)	(O1)	(F2)	(O2)	(G)	(L)
24 mm	CF.15	GKF.67	İCF.40	DCF.30	3537	41,5 mm
26 mm	CF.13	GKF.67	İCF.50	DCF.30	1749	38,5 mm
28 mm	CF.11	GKF.67	İCF.30	DCF.30	1749	38,5 mm
30 mm	İCF.80	GKF.67	İCF.50	DCF.30	1747	34,5 mm
30.8 mm	İCF.80	GKF.67	İCF.50	DCF.30	1747	34,5 mm
32 mm	CF.07	GKF.67	İCF.30	DCF.30	1747	34,5 mm
34 mm	CF.05	GKF.67	İCF.40	DCF.30	3536	31,5 mm
36 mm	CF.03	GKF.67	İCF.40	DCF.30	3636	29,5 mm



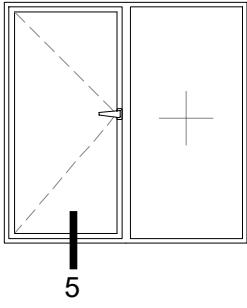




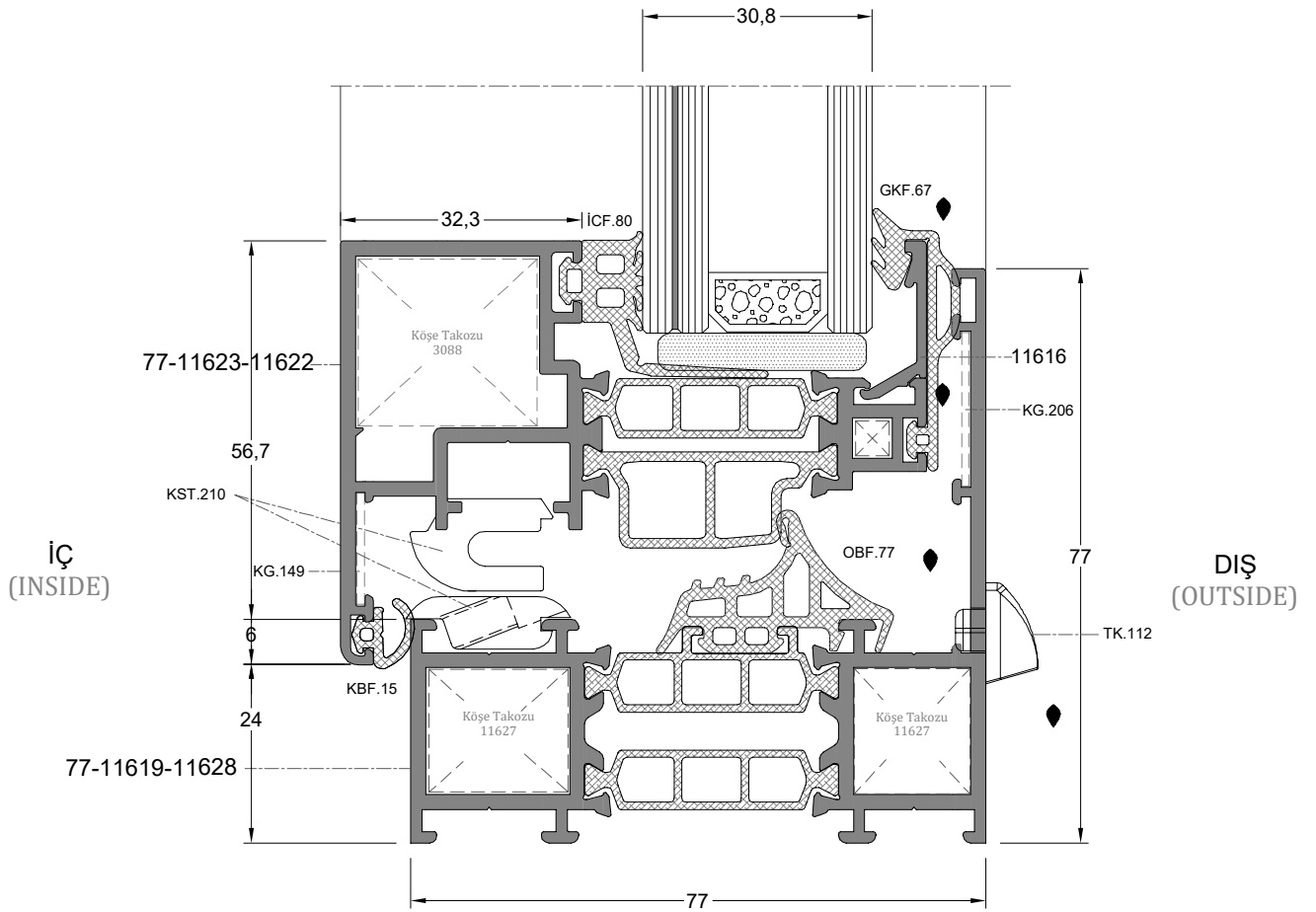


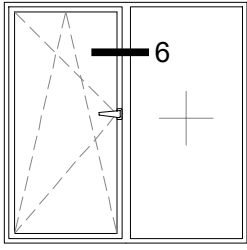




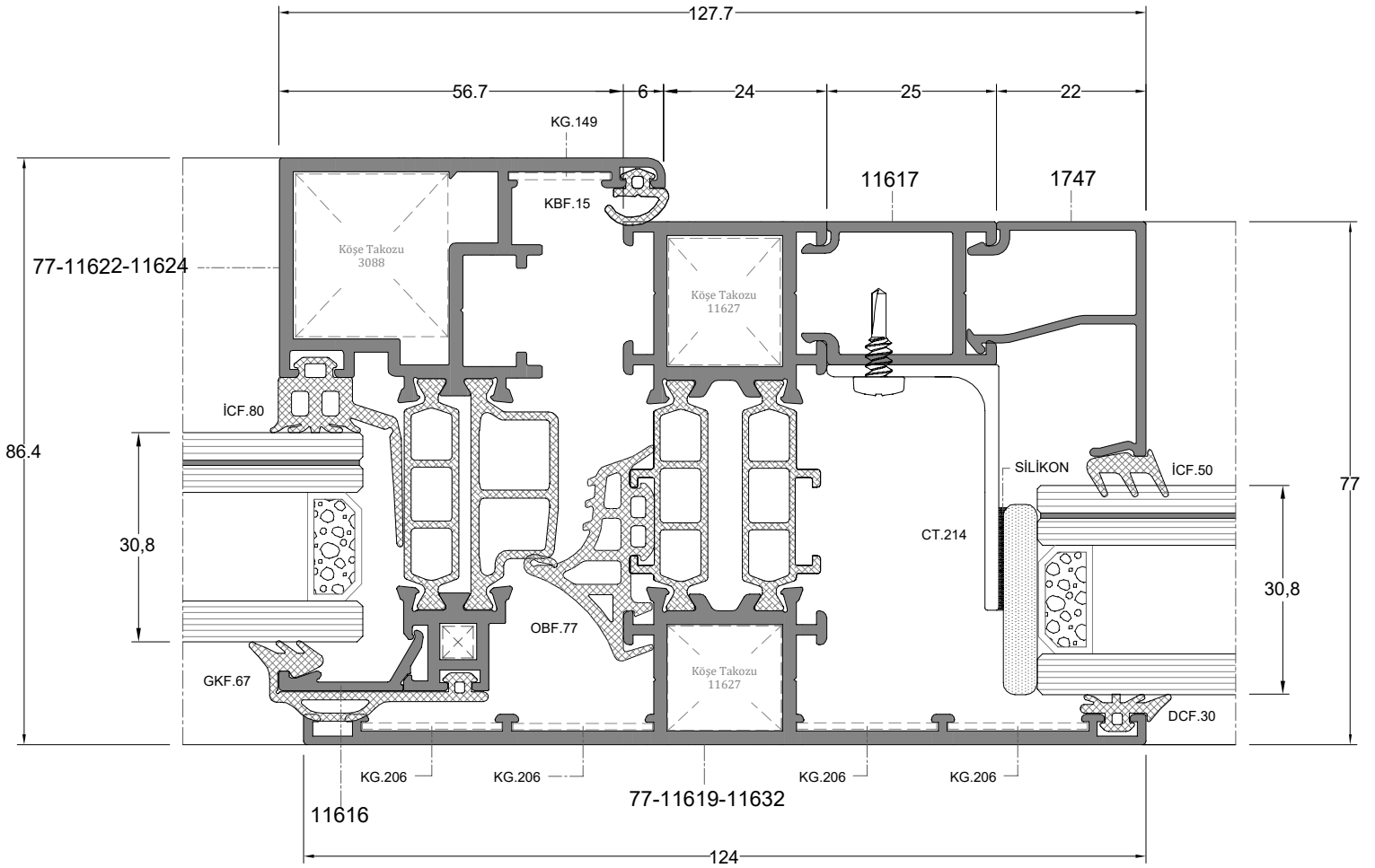


5



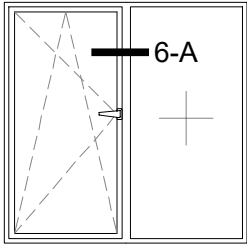


İÇ
(INSIDE)

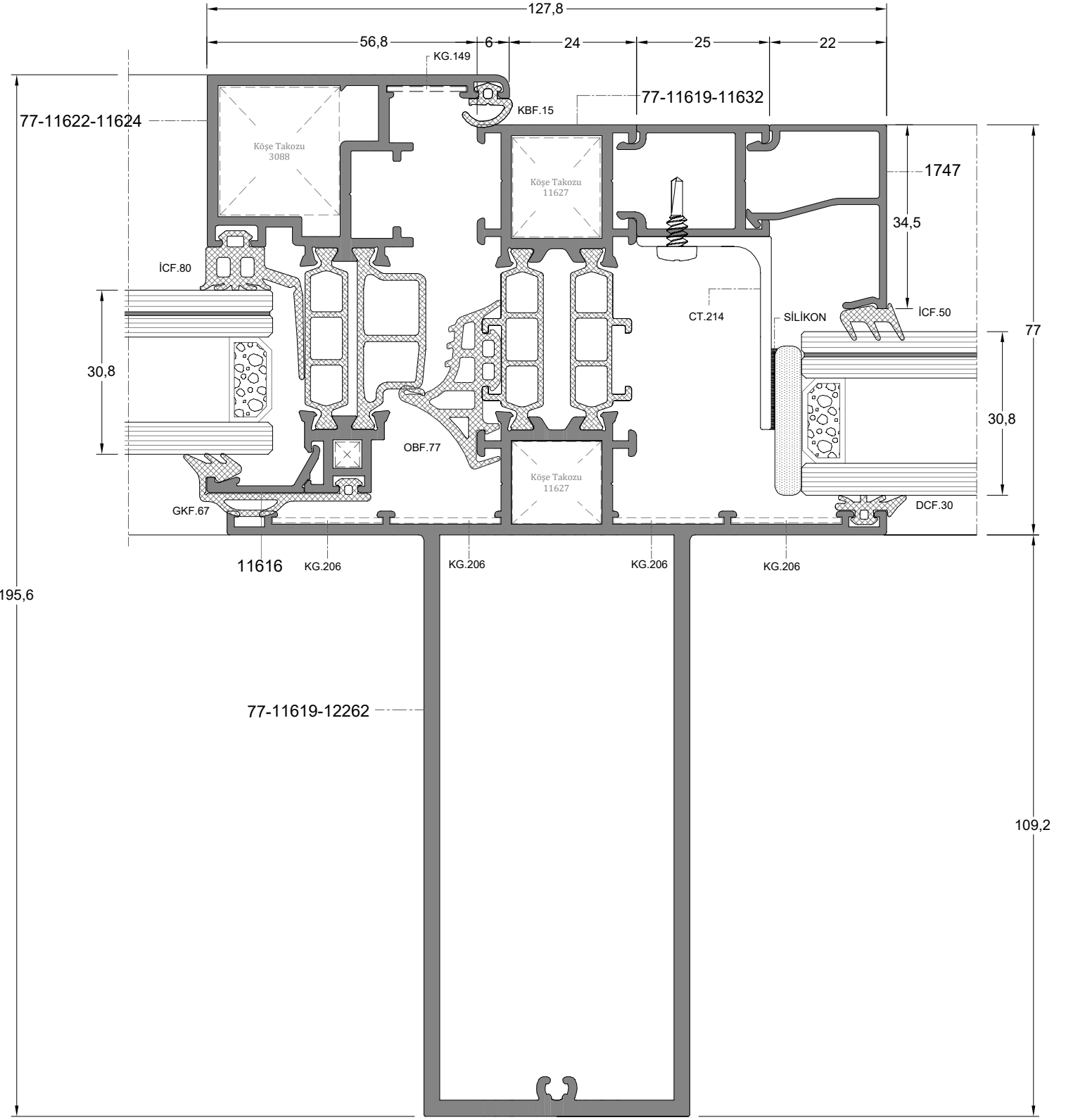


DIŞ
(OUTSIDE)

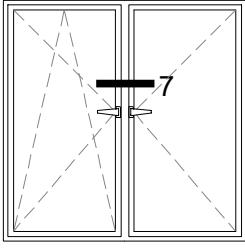
D-6



İÇ
(INSIDE)

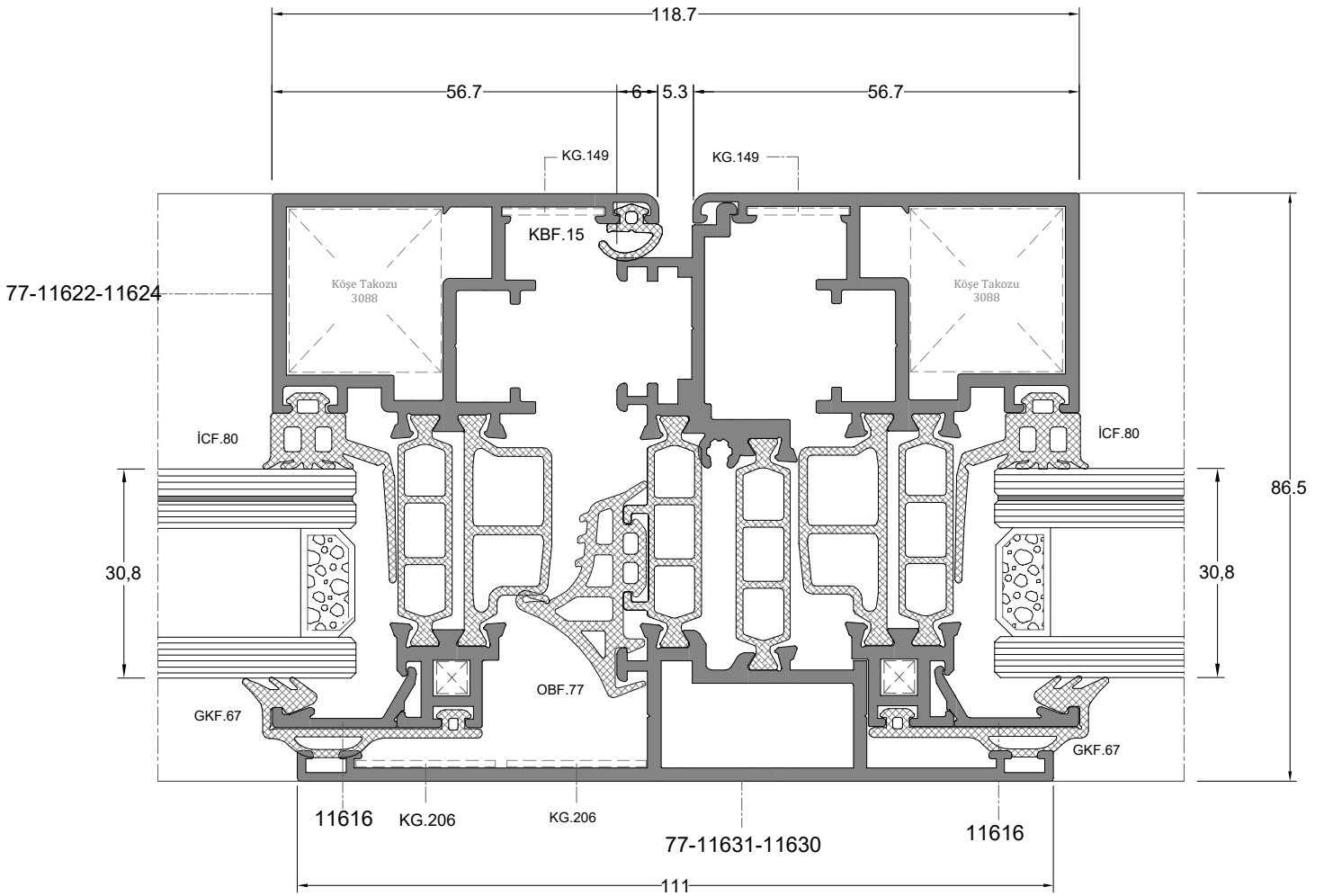


DIŞ
(OUTSIDE)



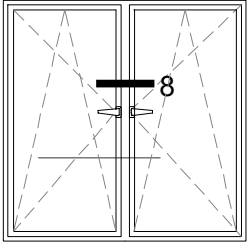
HEMYÜZ İÇE AÇILIR ADAPTÖRLÜ DETAY
SYMMETRICAL INWARD OPENING DETAIL WITH ADAPTER

İÇ
(INSIDE)



DIŞ
(OUTSIDE)

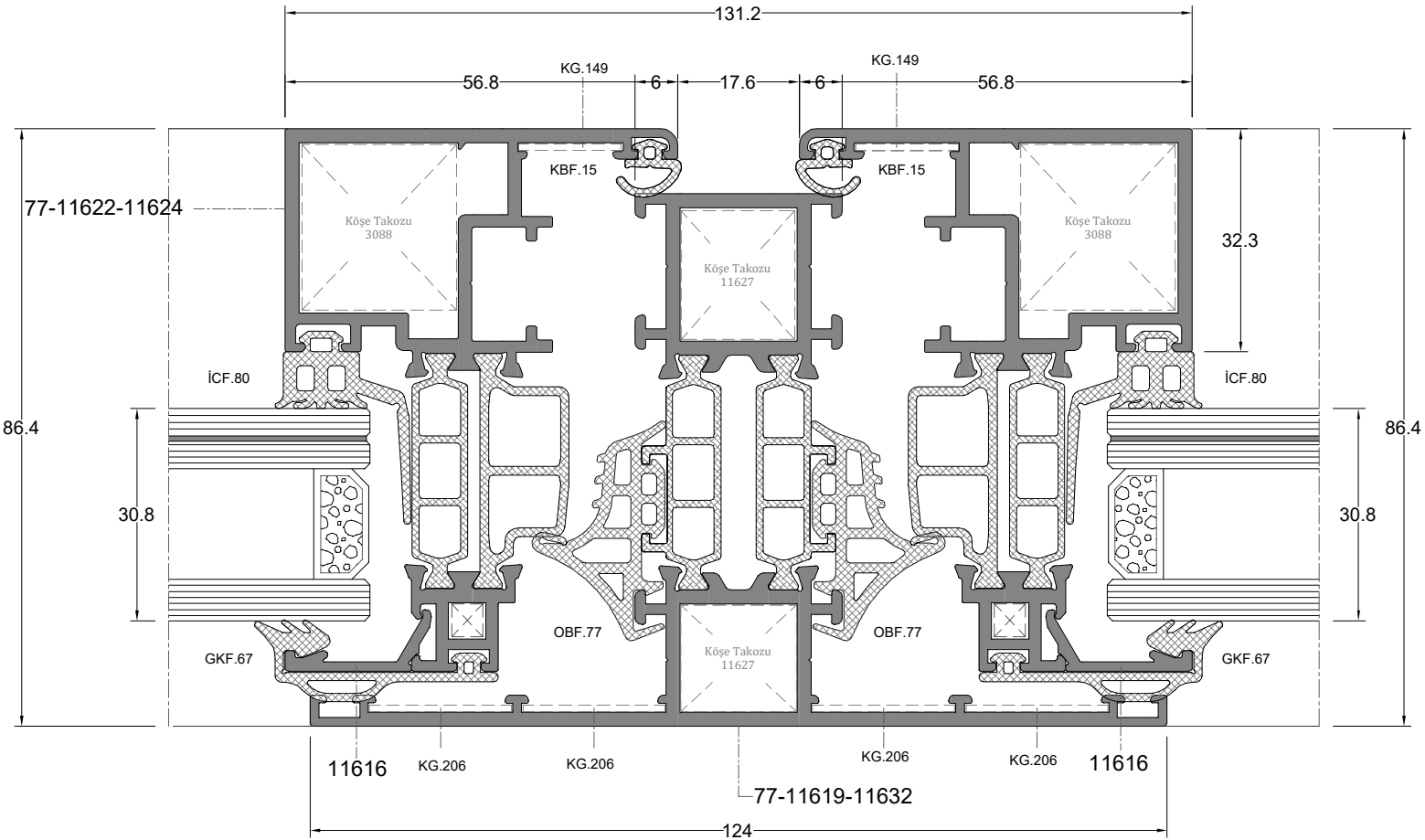
D-7



BİNİLİ İÇE AÇILIR ORTA KAYITLI DETAY

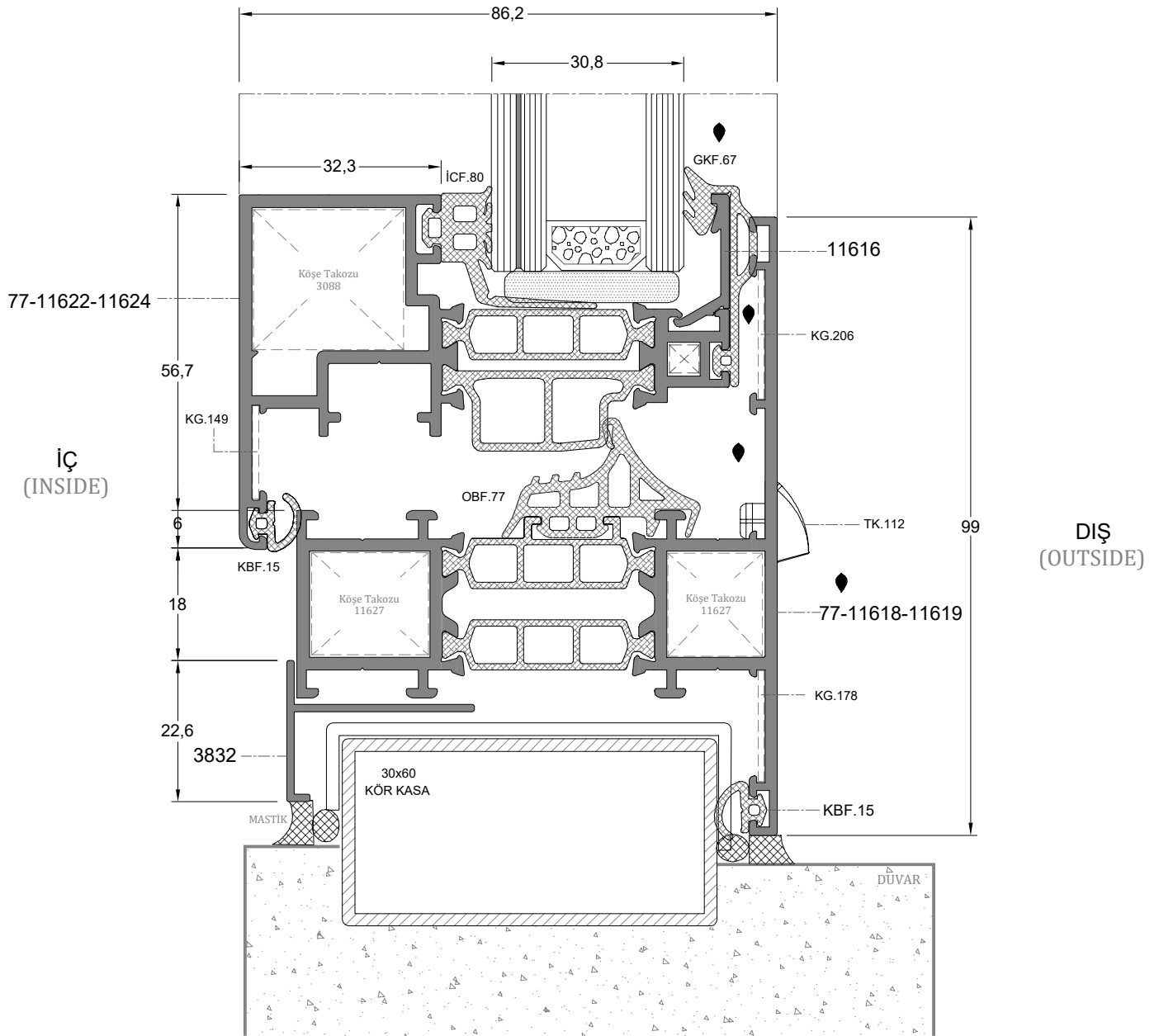
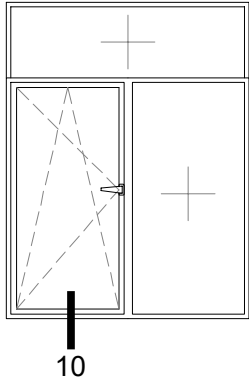
OVERLAPPING INWARD OPENING DETAIL WITH MULLION

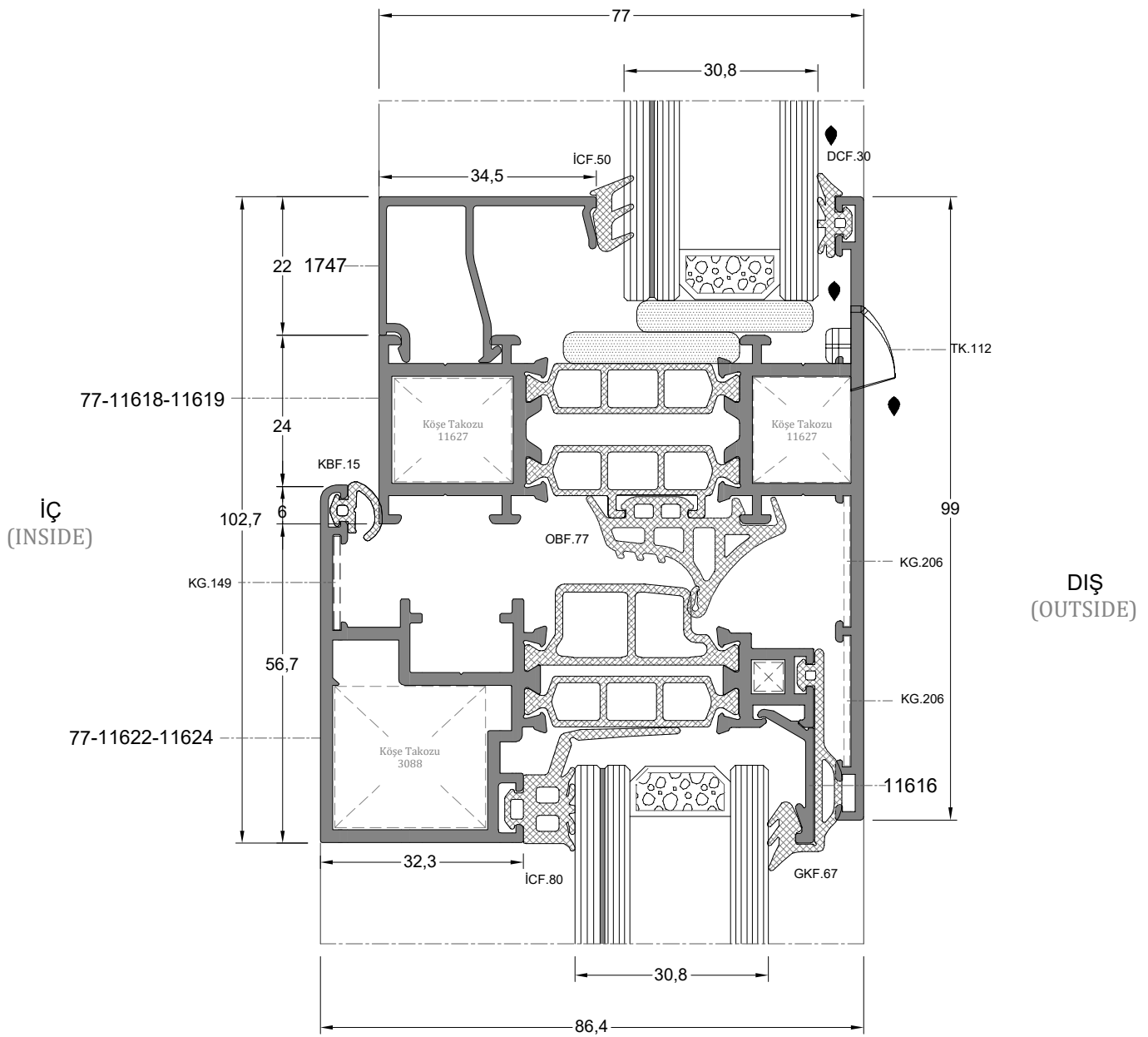
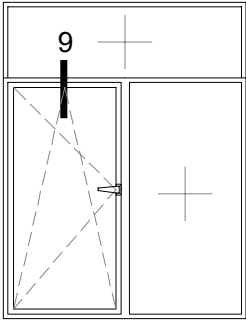
İÇ
(INSIDE)



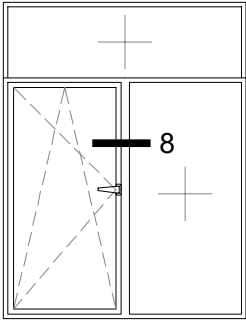
DIŞ
(OUTSIDE)

D-8

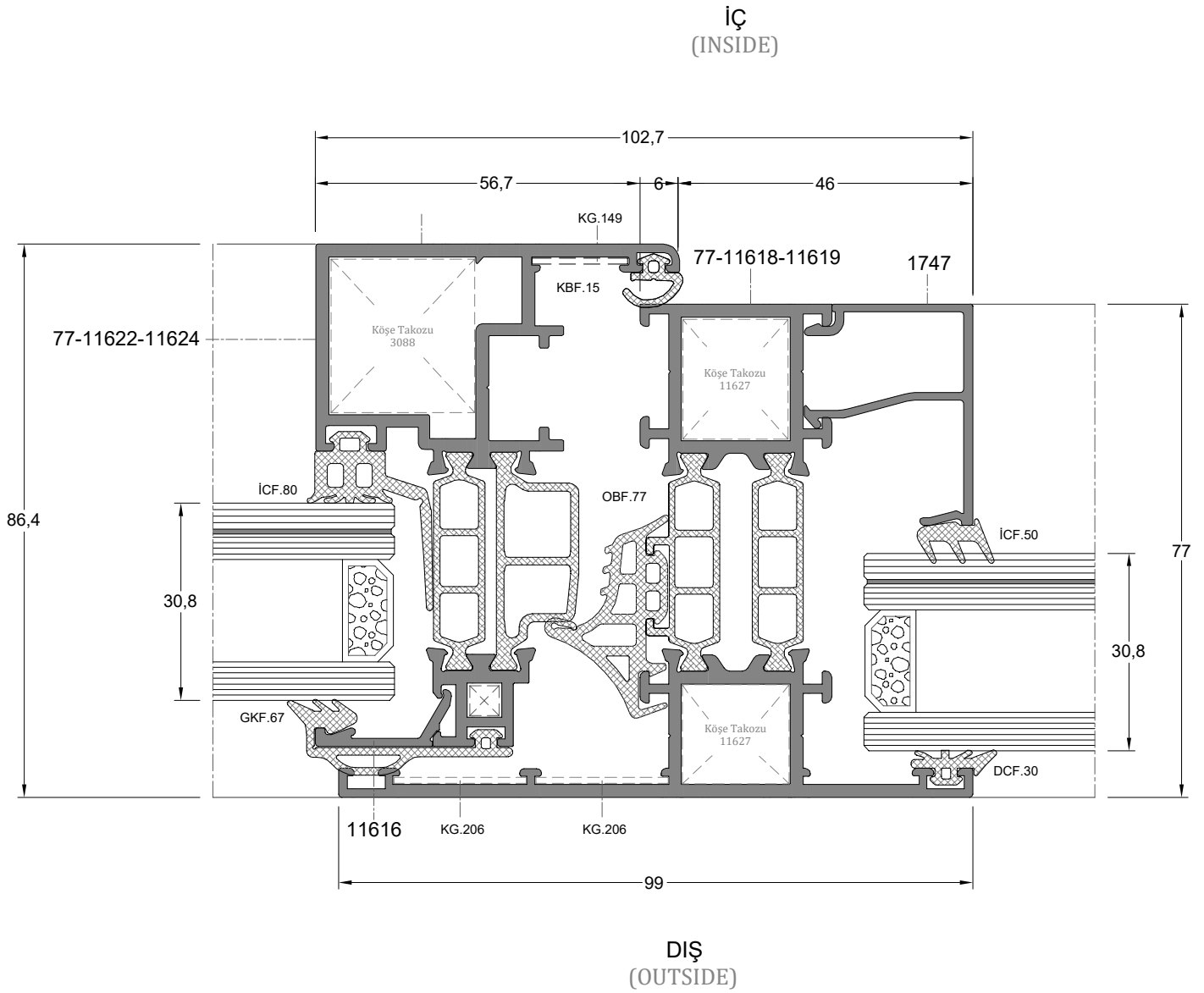


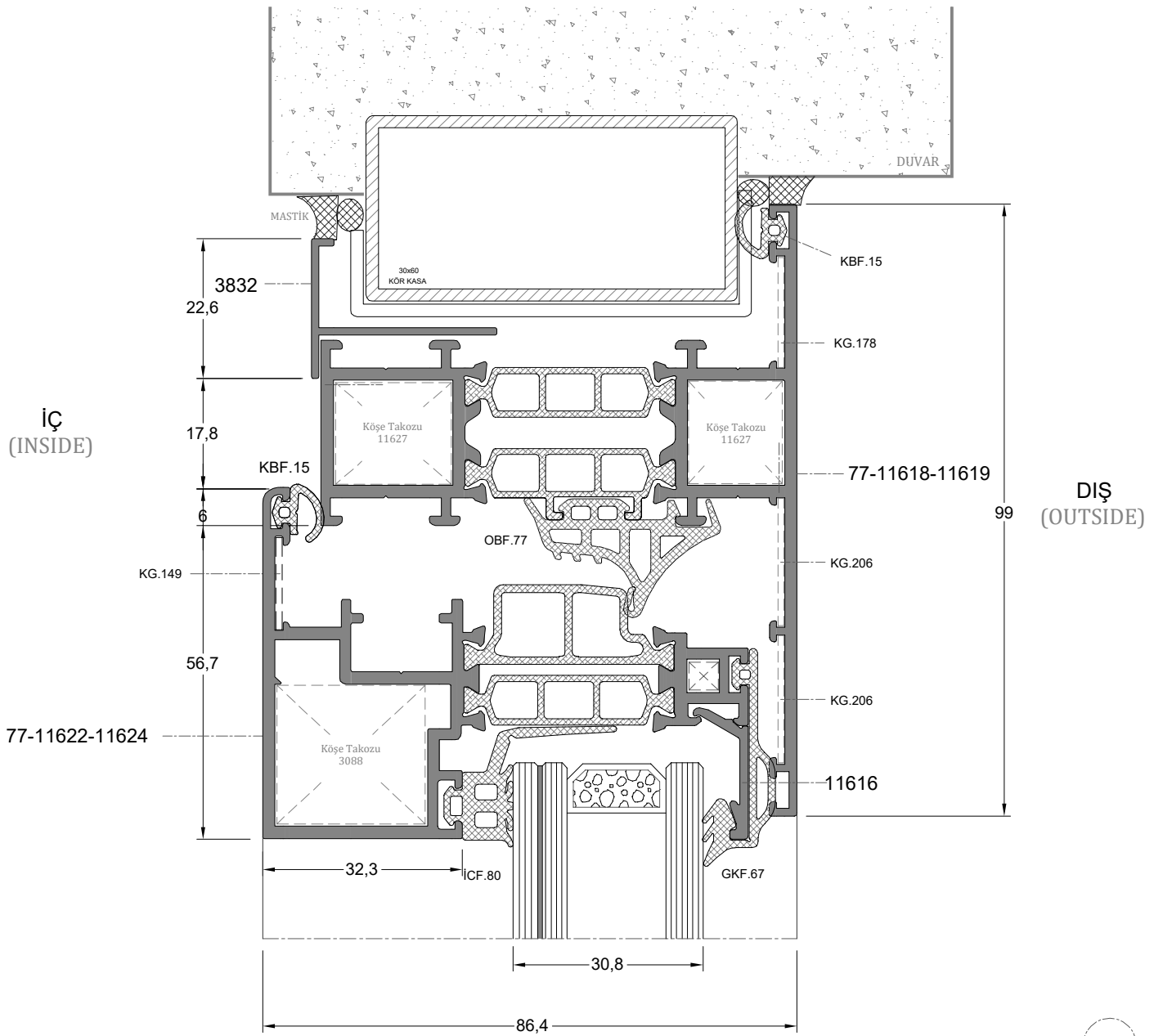
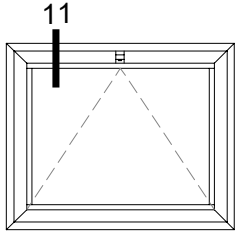


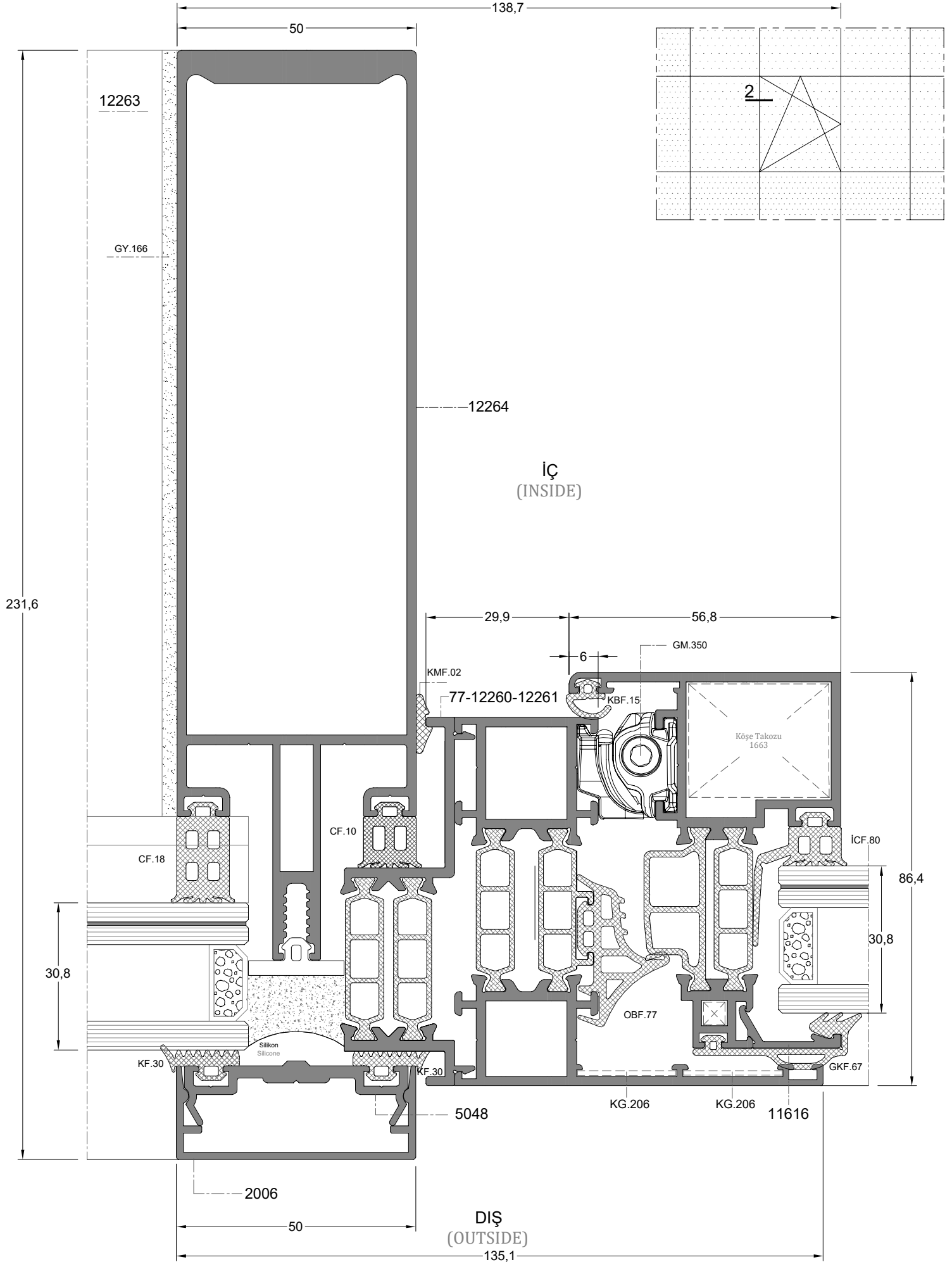
D-9



BİNİLİ İÇE AÇILIR ORTA KAYITLI DETAY
OVERLAPPING INWARD OPENING DETAIL WITH MULLION

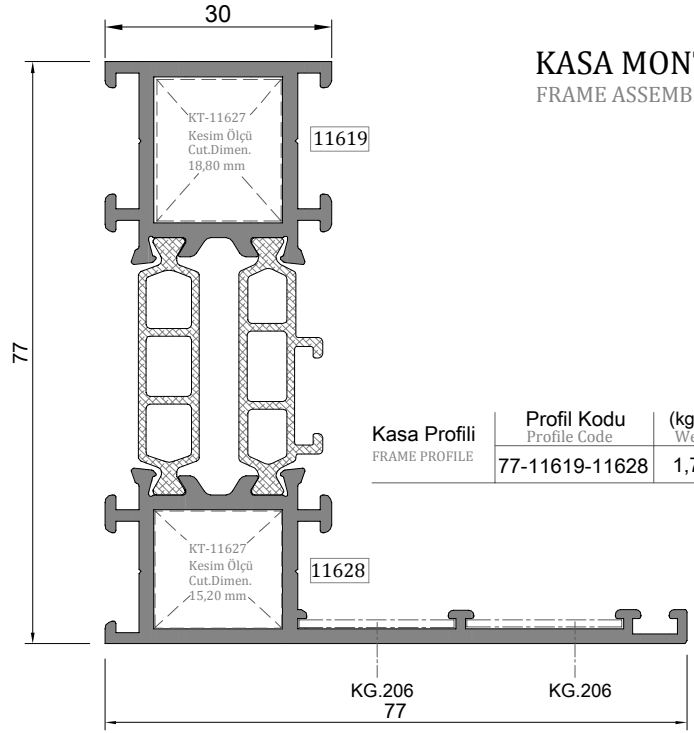
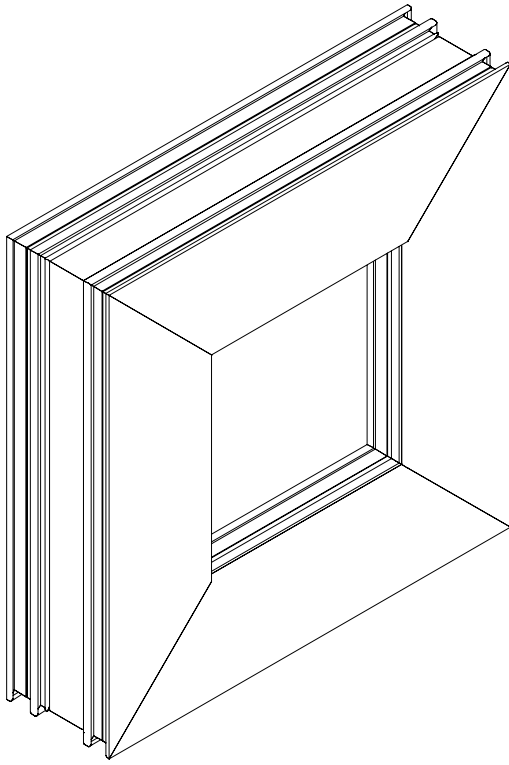




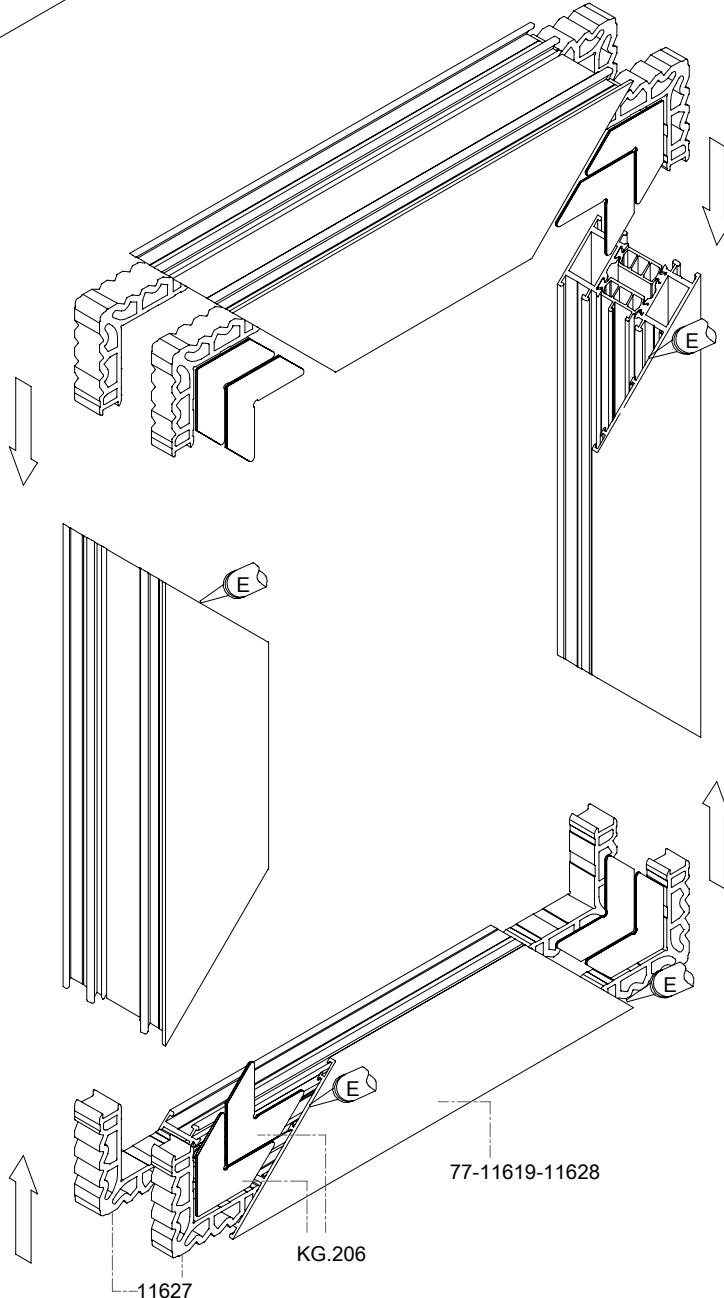


KASA MONTAJI

FRAME ASSEMBLY

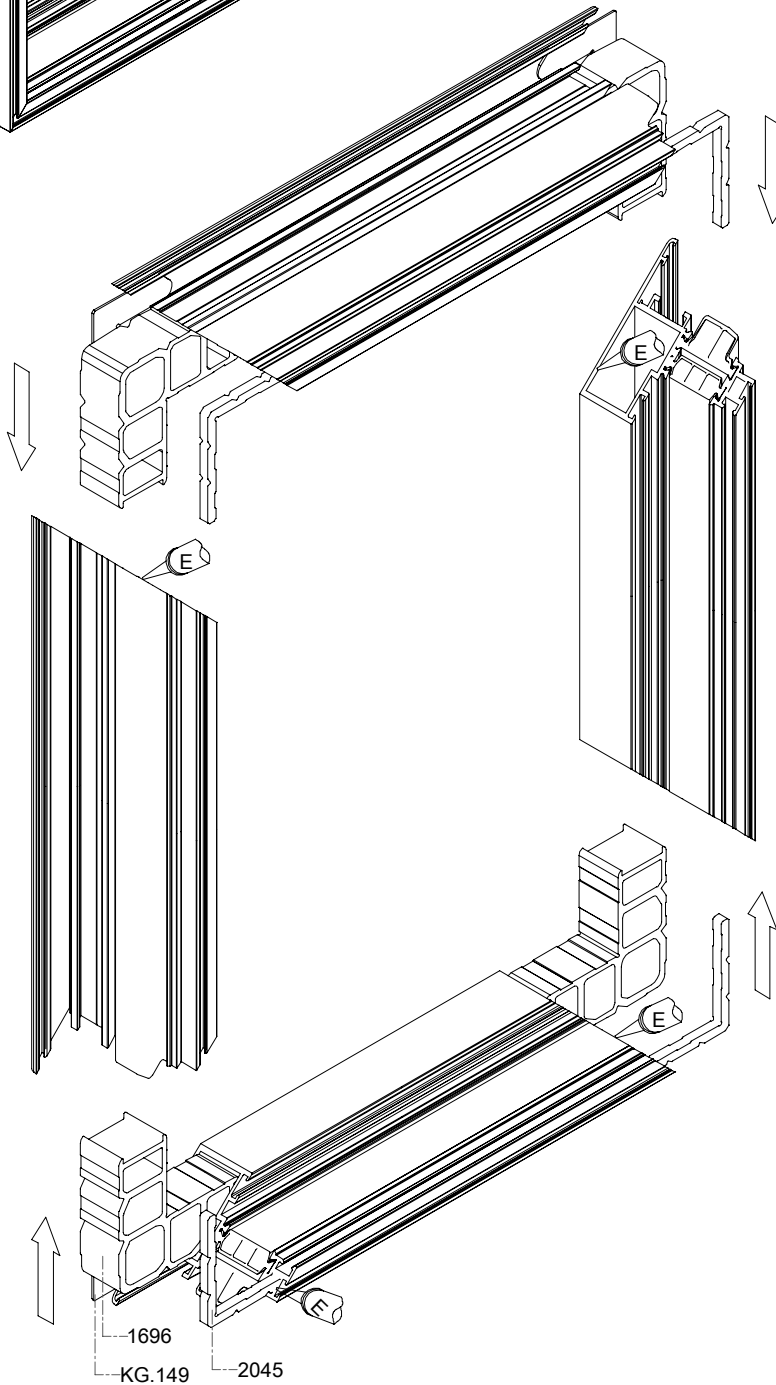
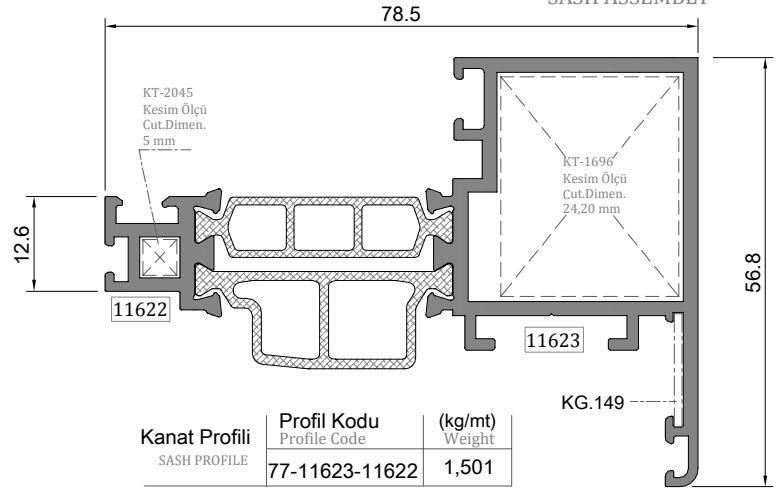
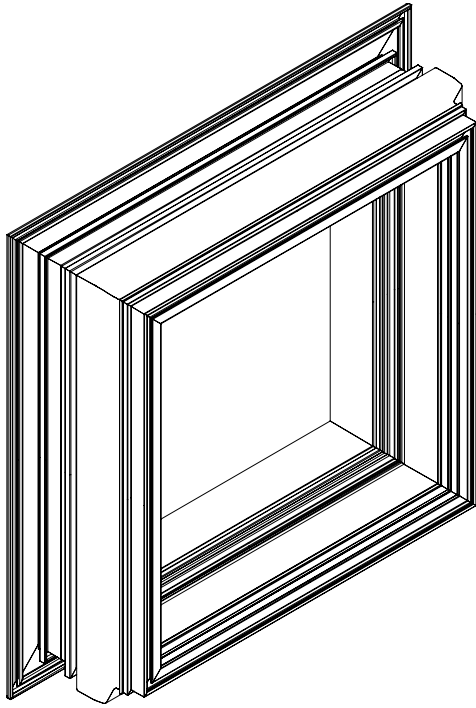


Kasa Profili FRAME PROFILE	Profil Kodu Profile Code	(kg/mt) Weight
	77-11619-11628	1,727



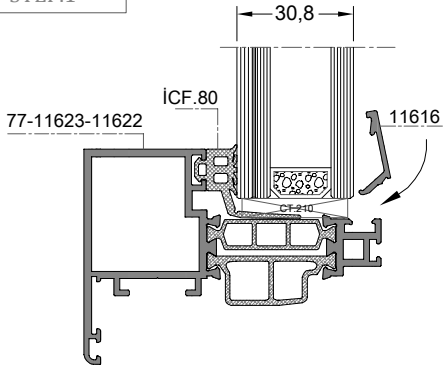
KANAT MONTAJI

SASH ASSEMBLY

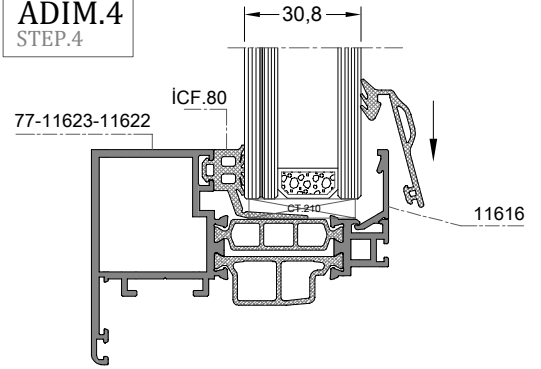


CAM ÇITA MONTAJI
GLAZING BEAD ASSEMBLY

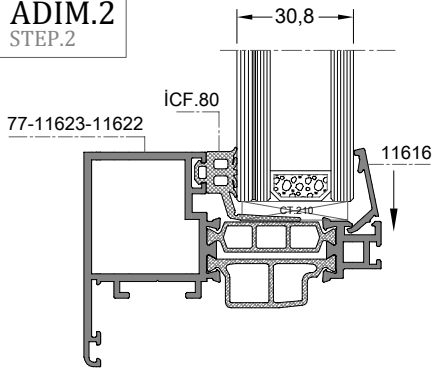
ADIM.1
STEP.1



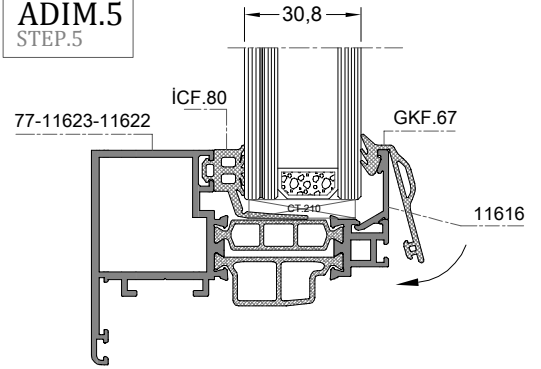
ADIM.4
STEP.4



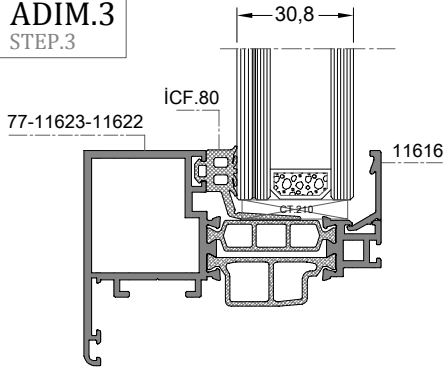
ADIM.2
STEP.2



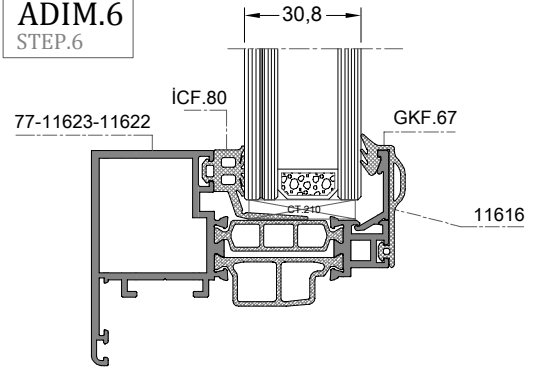
ADIM.5
STEP.5



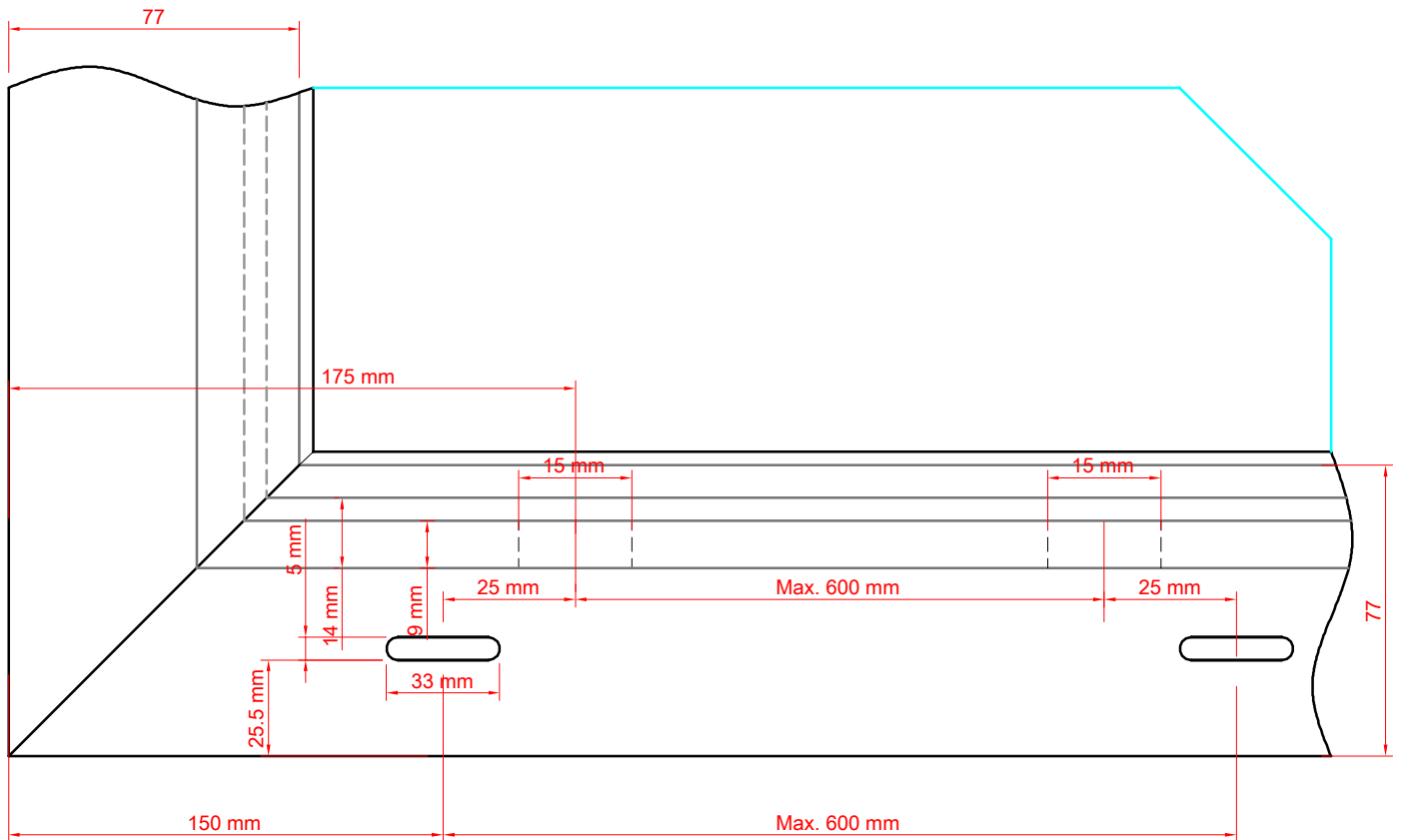
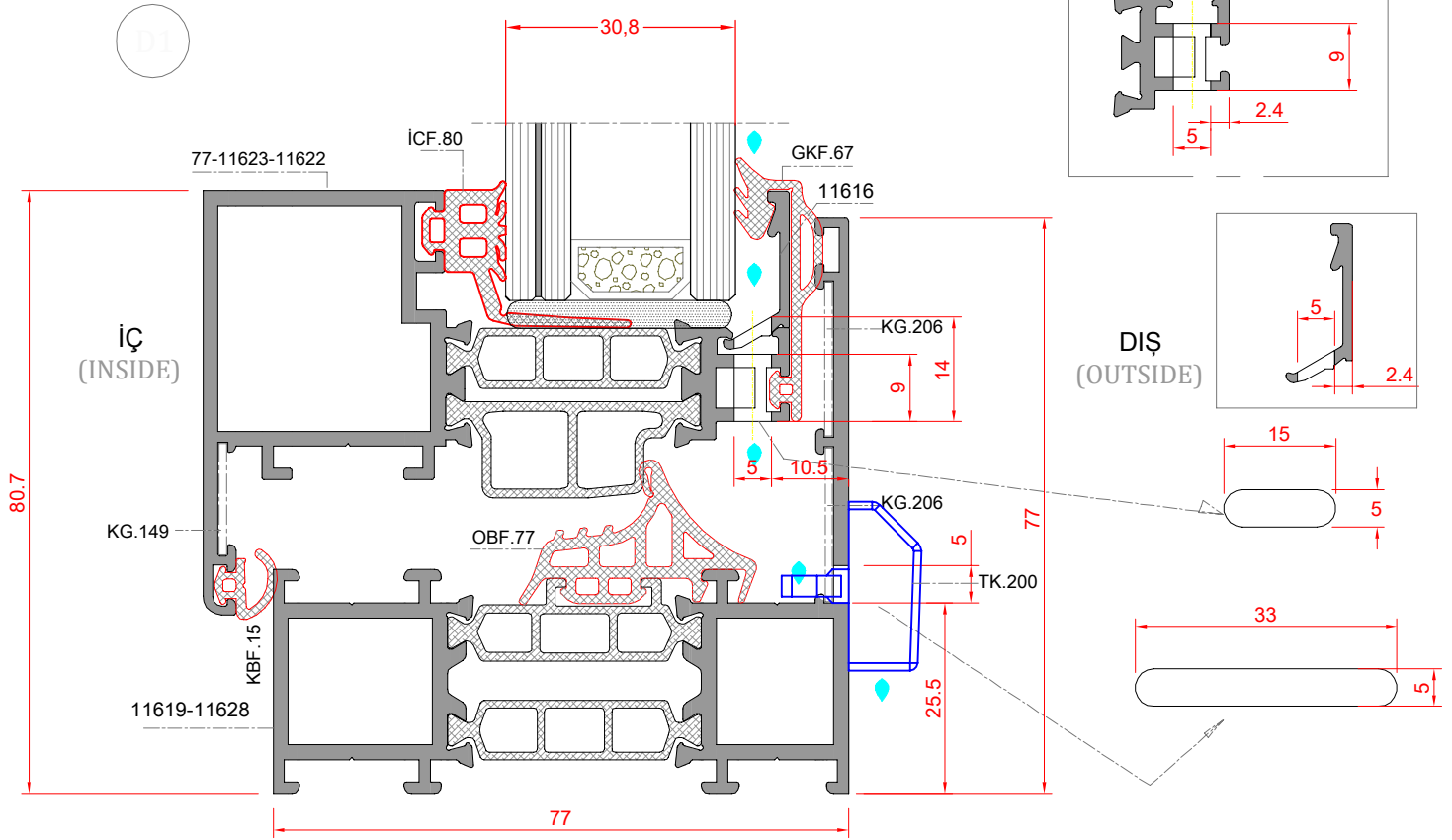
ADIM.3
STEP.3



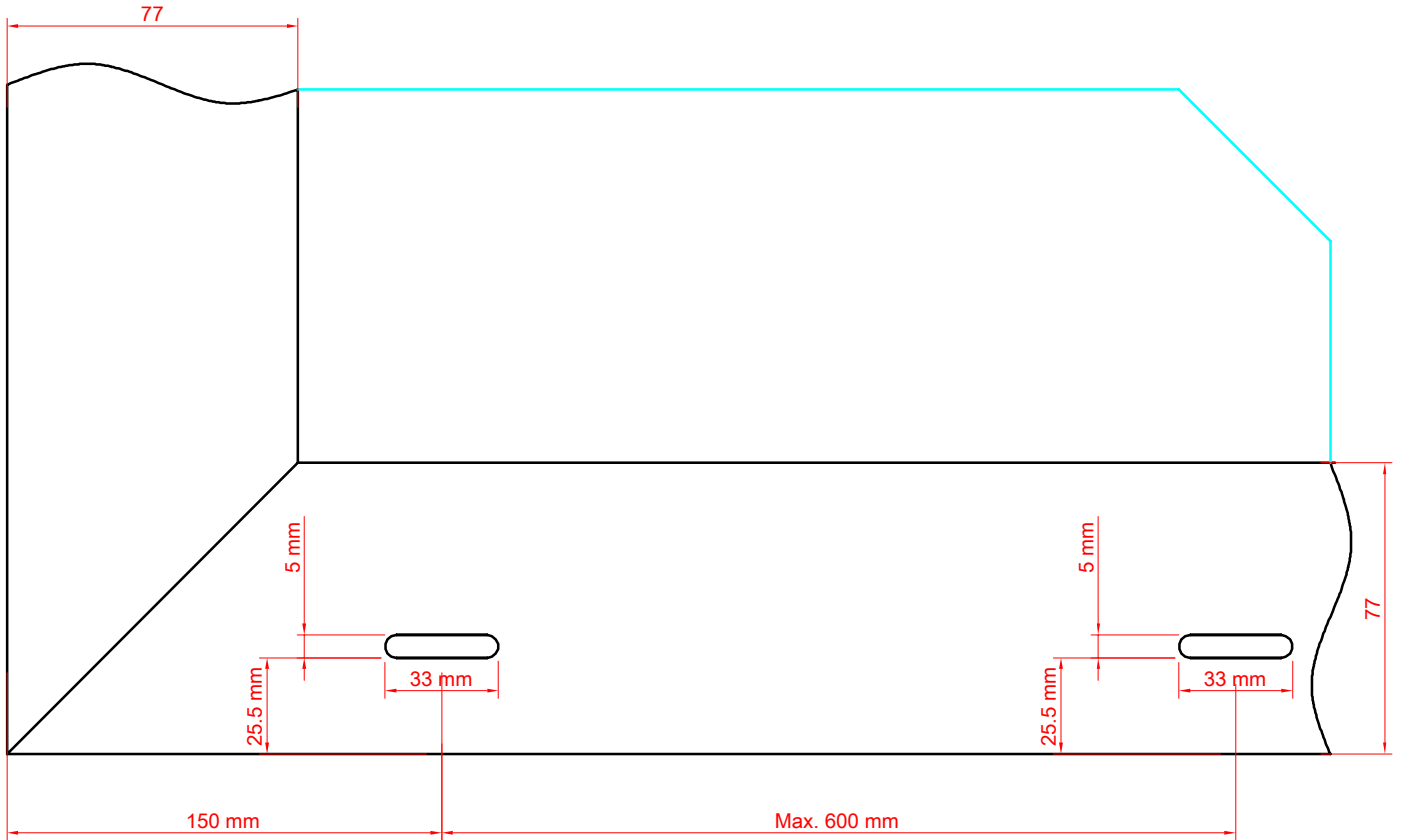
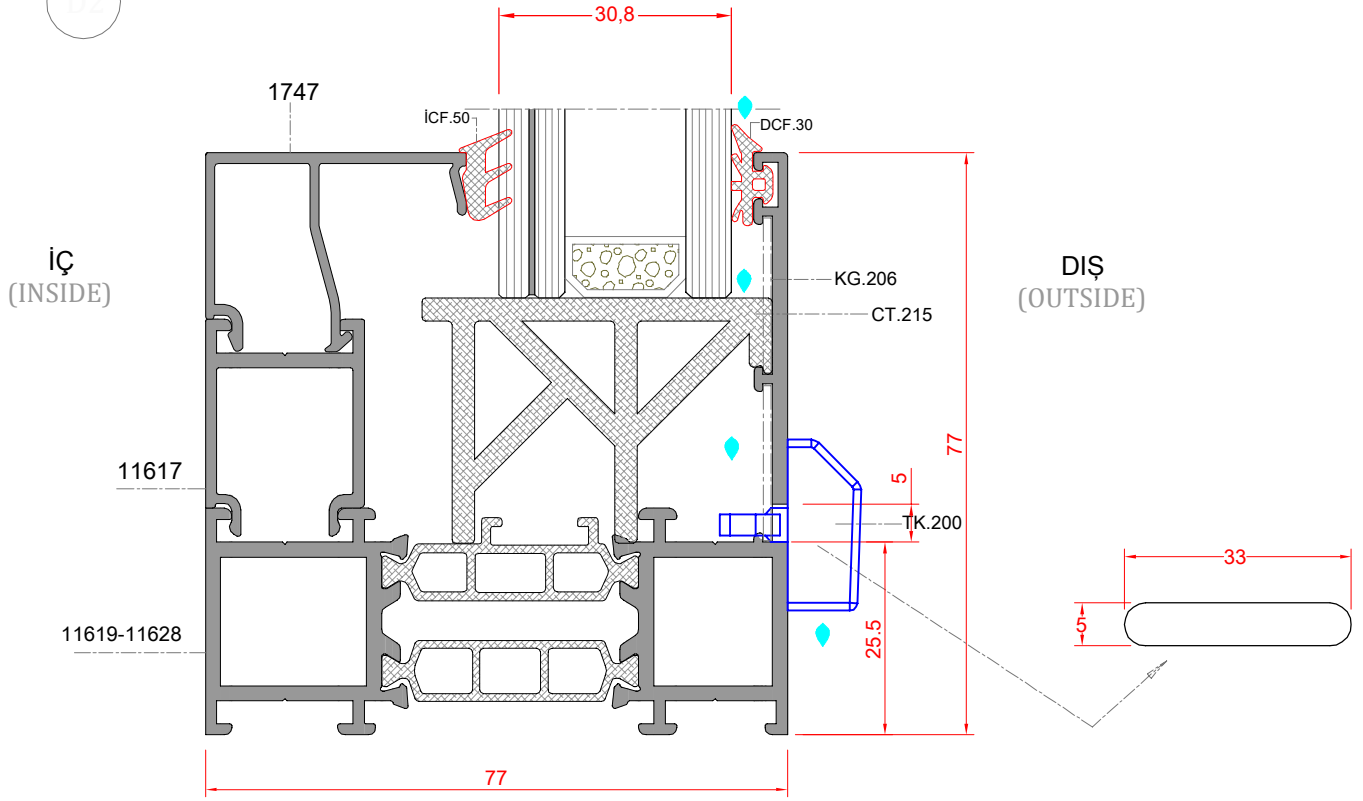
ADIM.6
STEP.6



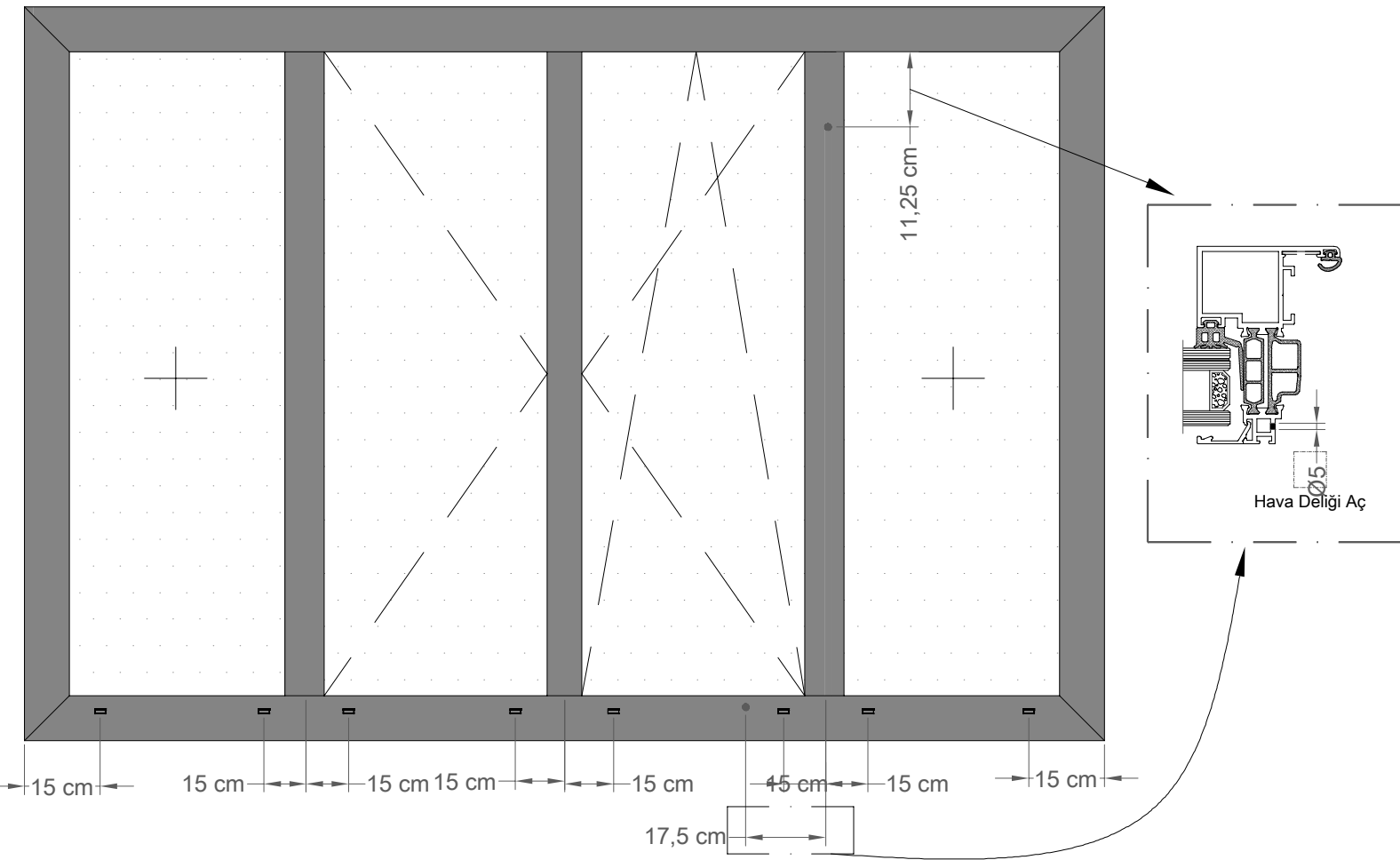
SU TAHLİYE DETAYI
WATER DRAIN DETAYI



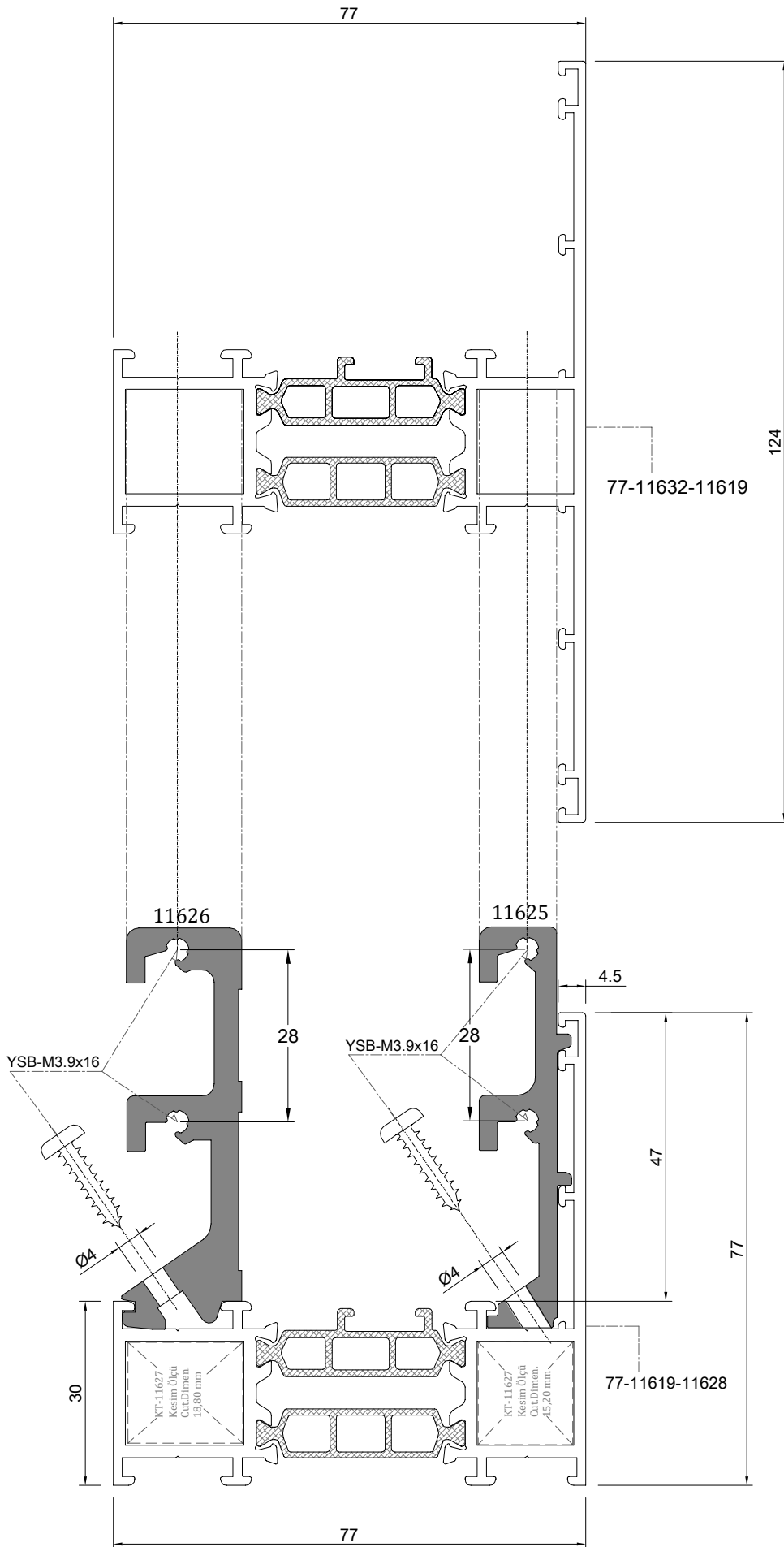
D2



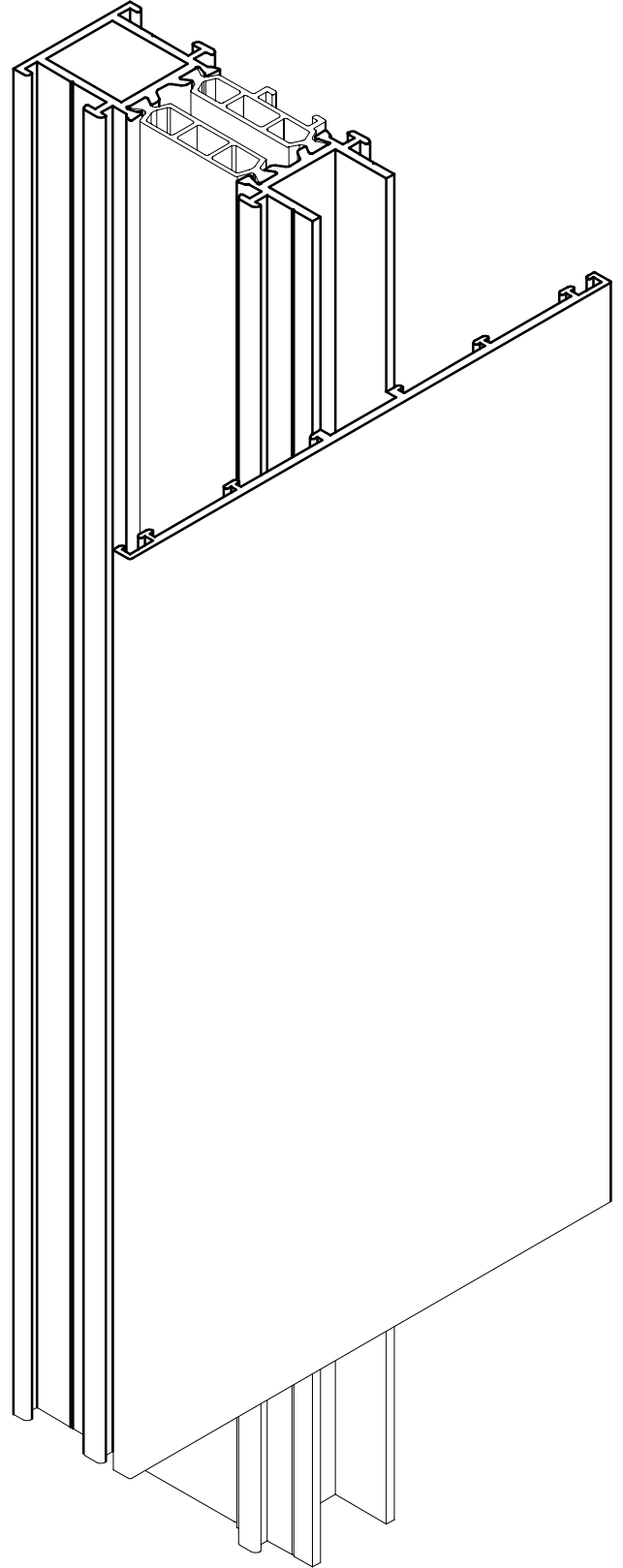

TAHLİYE KAPAĞI MONTAJ ŞEMASI
WATER DRAIN COVER ASSEMBLY INSTRUCTIONS



ORTA KAYIT BAĞLANTI DETAYI
MULLION CONNECTION DETAIL

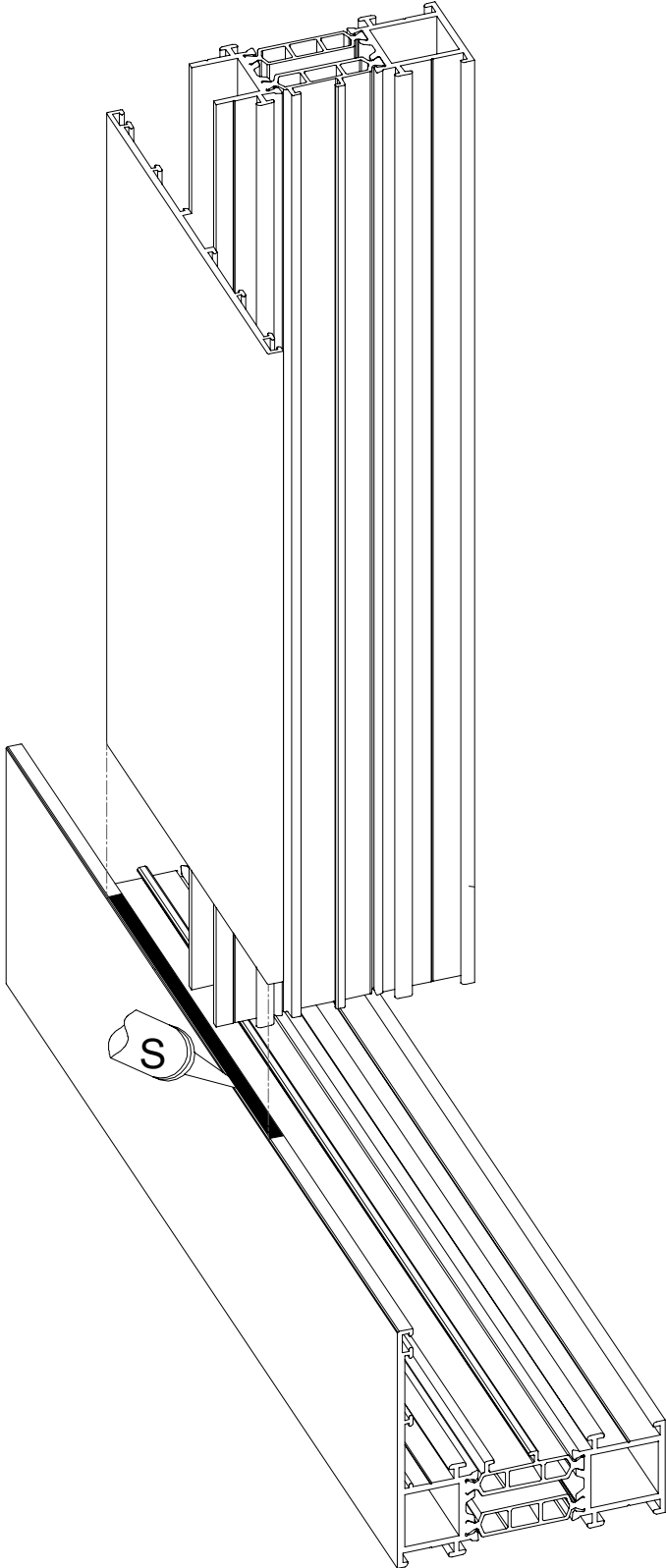


ORTA KAYIT BAĞLANTI DETAYI MULLION CONNECTION DETAIL

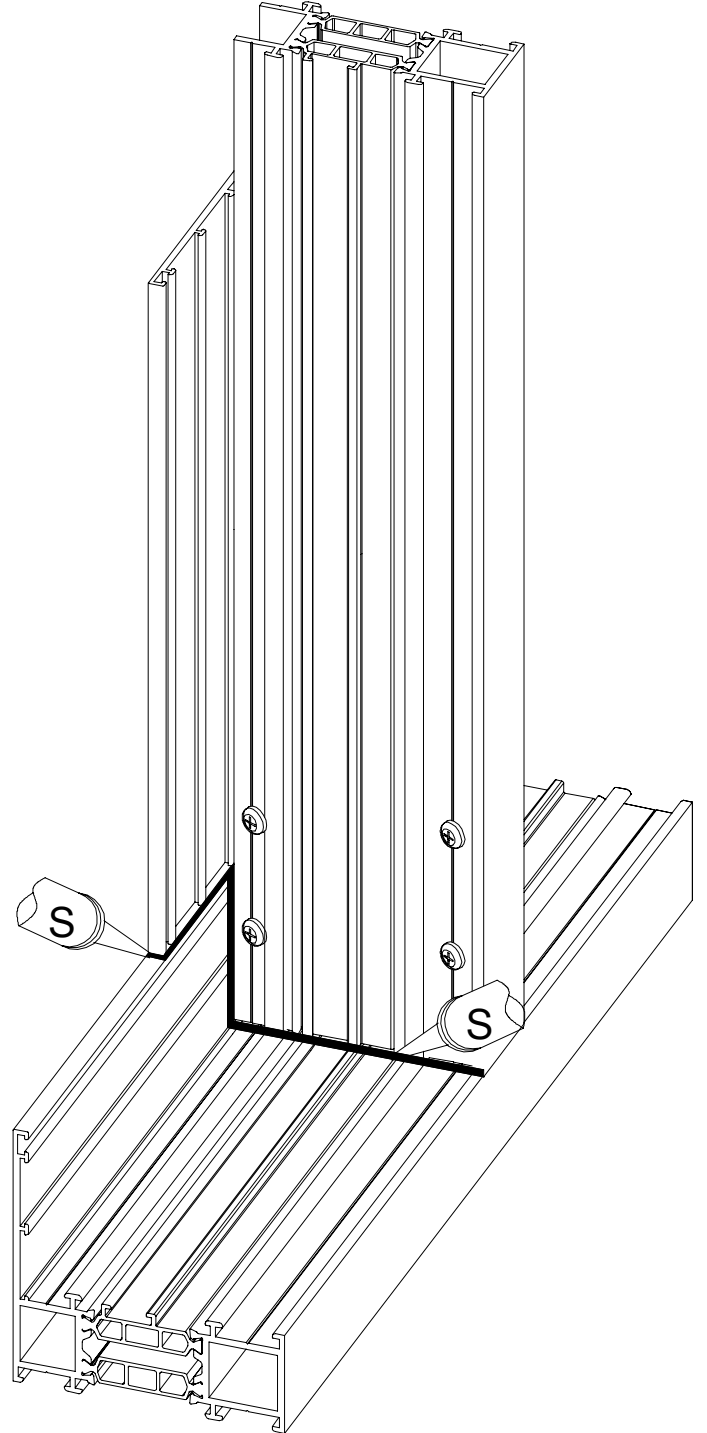


ORTA KAYIT BAĞLANTI DETAYI
MULLION CONNECTION DETAIL

MONTAJ ÖNCESİ İZOLASYON
PRE-FABRICATION INSULATION



MONTAJ SONRASI İZOLASYON
POST-FABRICATION INSULATION



S : Silikon/ Silicone

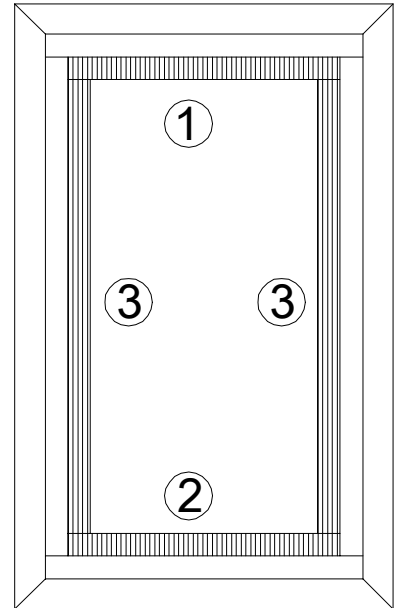
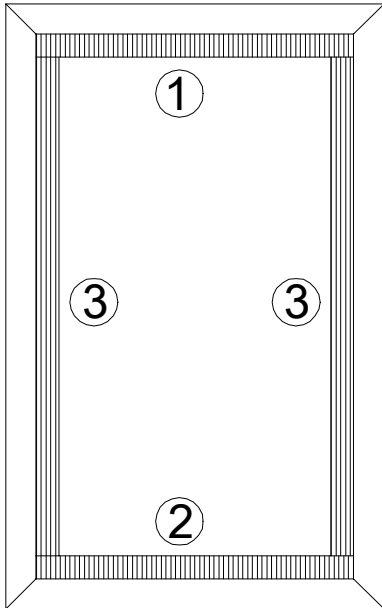
CAM MONTAJ TALİMATI
GLAZING FABRICATION INSTRUCTION

CAM KÜREĞİ
GLAZING SHOVEL

İÇ CAM CONTASI
INNER GLAZING GASKET

11617 UZATMA ÇİTASI MONTAJ
SIRALAMASI
11617 ORDER OF GLAZING ELEVATION BEAD ASSEMBLY

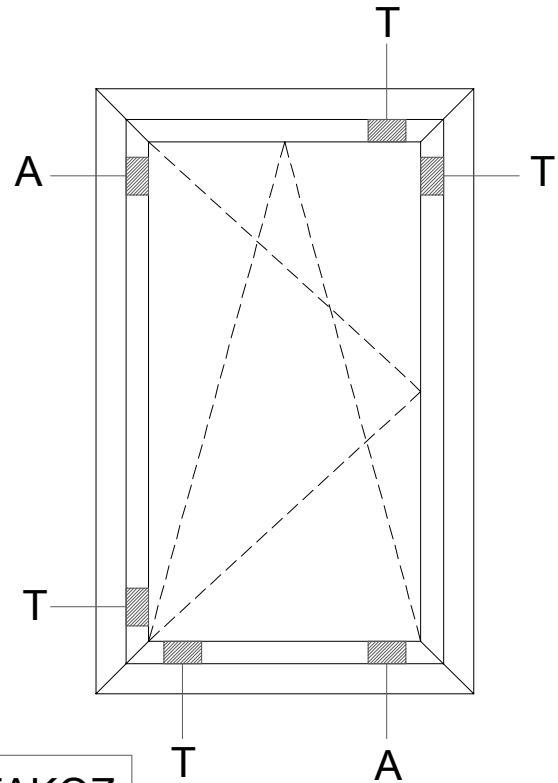
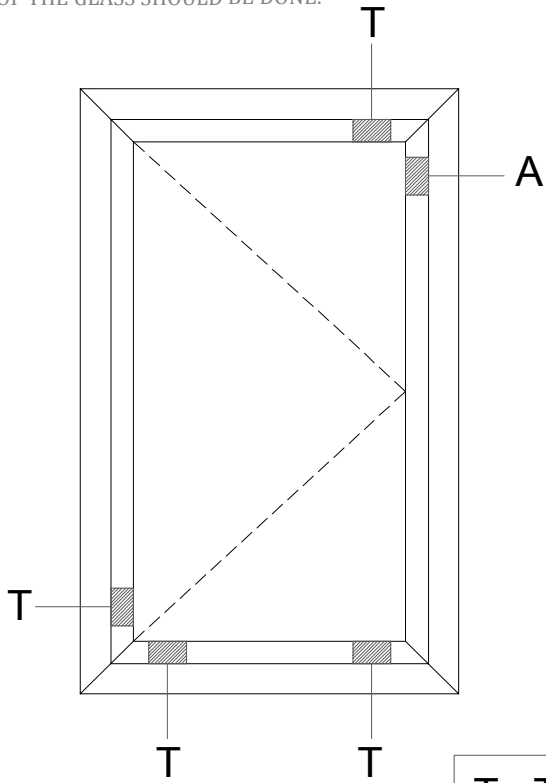
1747 CAM ÇİTASI MONTAJ
SIRALAMASI
1747 ORDER OF GLAZING BEAD ASSEMBLY



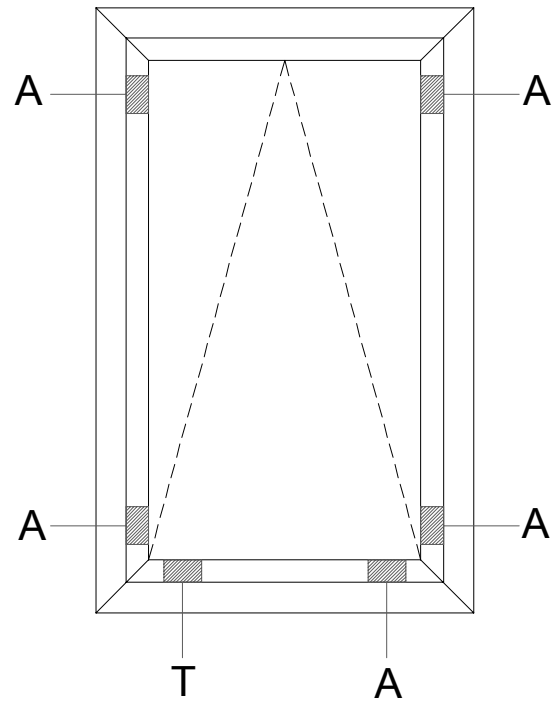
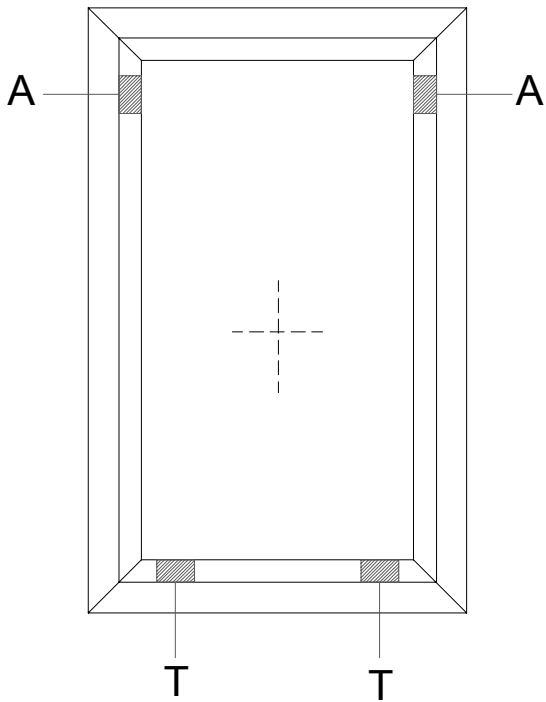
**AKSESUAR VE DONANIM MONTAJINDAN ÖNCE CAM
TAKOZLAMA İŞLEMİ YAPILMALIDIR.**

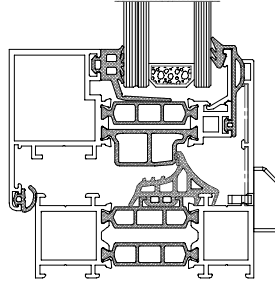
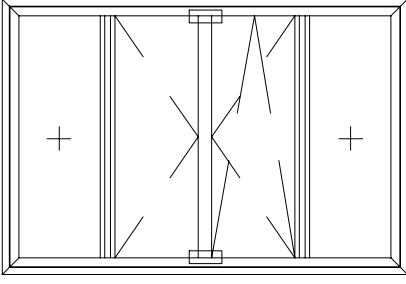
BEFORE ACCESSORY AND HARDWARE ASSEMBLY, POSITIONING
OF THE GLASS SHOULD BE DONE.

CAM MONTAJ TALİMATI
GLAZING FABRICATION INSTRUCTION



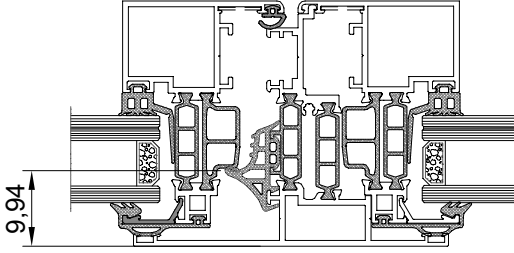
T : TAŞIYICI TAKOZ
T : CARRIER WEDGE
A : AYAR TAKOZU
A : ADJUSTING WEDGE



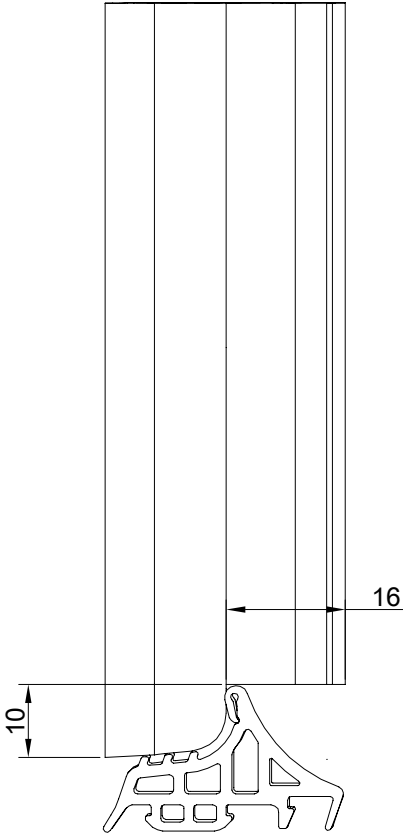


ÇİFT KANATLI DOĞRAMADA
ORTA CONTA KERTME ÖLÇÜSÜ
MIDDLE GASKET NOTCHING DETAIL FOR
DOUBLE SASHED WINDOW

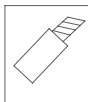
YATAY DETAY
HORIZONTAL DETAIL



DÜŞEY DETAY
VERTICAL DETAIL



Falçata
Curved
Knife



Taralı bölge koparılacaktır.
This part should be removed.

